



SECURITIES LENDING 2023

CENTRAL SECURITIES DEPOSITORY PRAGUE

OBSAH / CONTENT

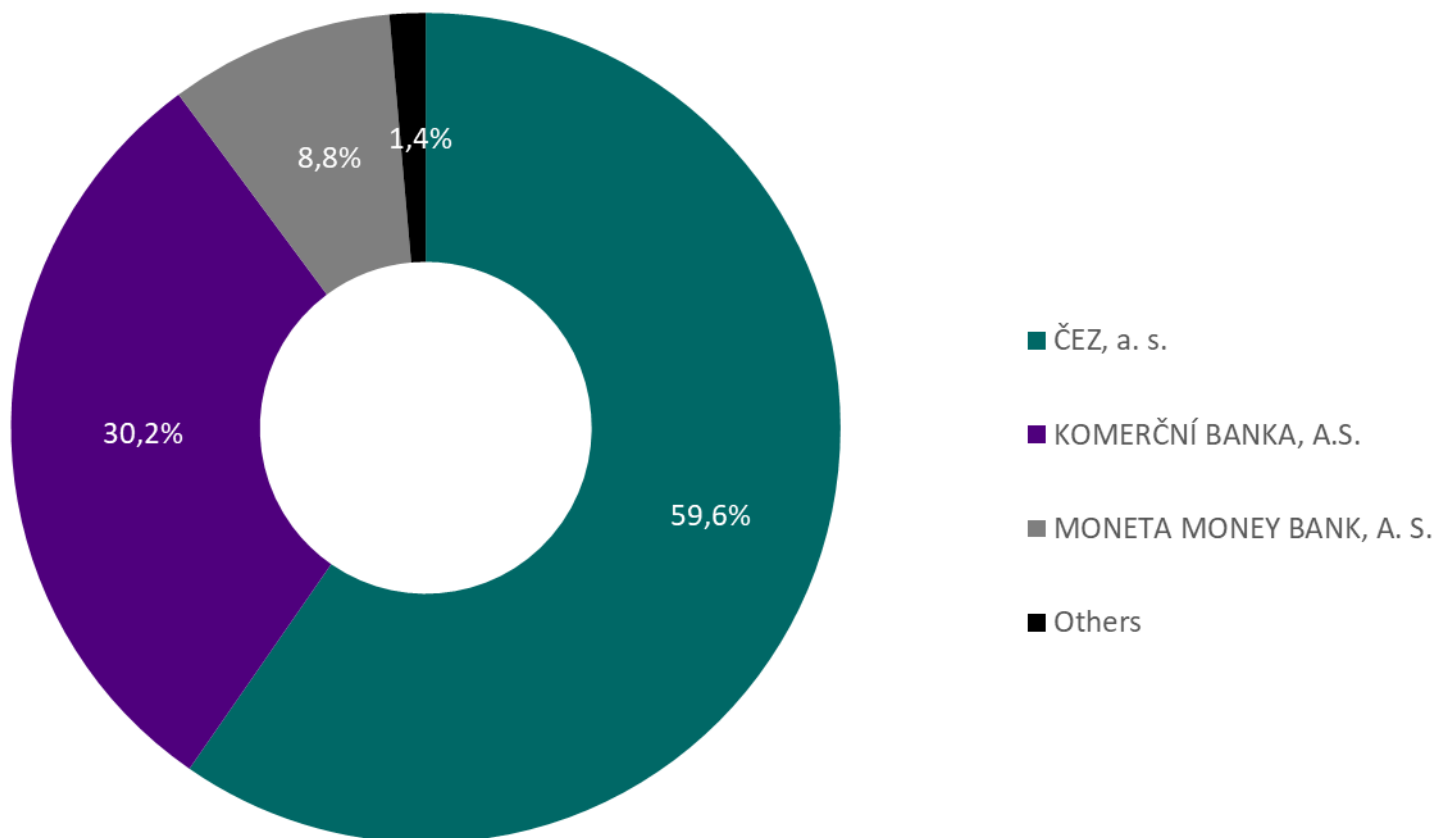
SECURITIES LENDING - SHARES	3
MOST LENT ISSUES BY VOLUME	3
VOLUME OF SECURITIES LENT.....	4
VOLUME OF SECURITIES LENT – LAST 12 MONTHS.....	4
NUMBER OF LENDING TRANSACTIONS.....	5
NUMBER OF LENDING TRANSACTIONS – LAST 12 MONTHS.....	5
SECURITIES LENDING - GOVERNMENT BONDS	6
MOST LENT ISSUES BY VOLUME	6
TOP 5 ISSUES LENT BY VOLUME	7
VOLUME OF ALL SECURITIES LENT - LAST 12 MONTHS	7
TOP 5 ISSUES LENT BY NUMBER OF TRANSACTIONS.....	8
NUMBER OF ALL LENDING TRANSACTIONS – LAST 12 MONTHS.....	8

Note:

The lending statistics are based on the results of settlement within the UNIVYC settlement system, indicating the type of trade SECL and SECB on the credit side of the transfer.

SECURITIES LENDING - SHARES

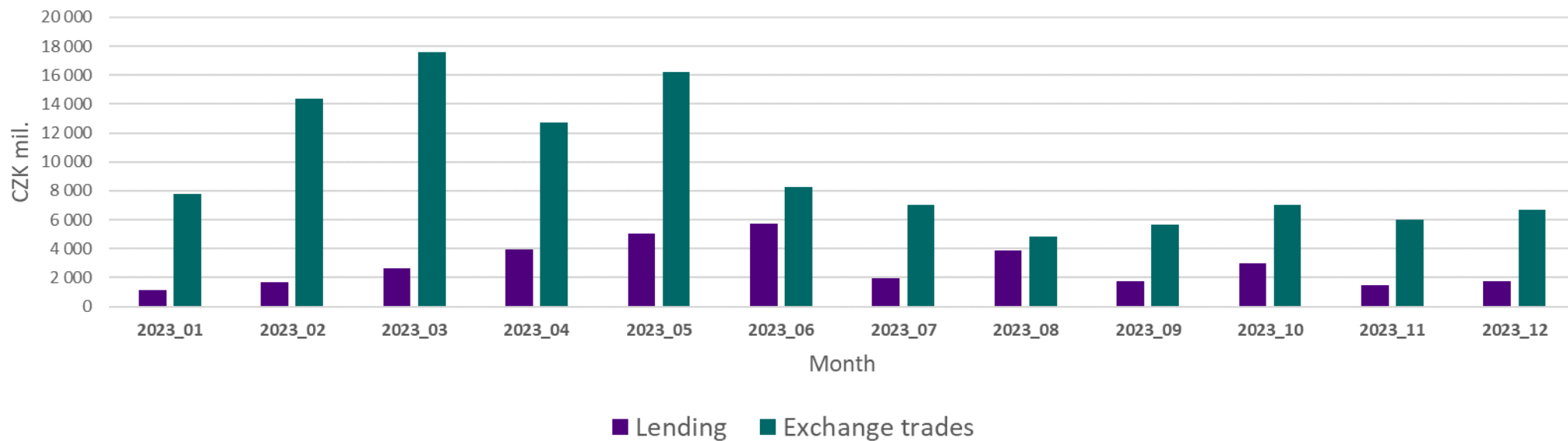
Most lent issues by volume



Volume of securities lent

ISIN	Volume of securities lent (CZK)	Volume of exchange trades (CZK)	Proportion (%)
AT0000652011 Erste Group Bank AG	156 276 109	18 218 379 007	0,86%
AT0000908504 VIENNA INSURANCE GROUP AG	3 726 272	394 582 290	0,94%
CS0008418869 PHILIP MORRIS ČR A.S.	118 359 820	1 569 095 480	7,54%
CZ0005112300 ČEZ, a. s.	20 259 141 242	65 368 114 478	30,99%
CZ0008019106 KOMERČNÍ BANKA, A.S.	10 250 650 574	25 884 382 419	39,60%
CZ0008040318 MONETA MONEY BANK, A. S.	2 975 780 813	8 763 889 177	33,96%
CZ0009000121 KOFOLA ČESKOSLOVENSKO A.S.	1 182 784	212 345 220	0,56%
CZ0009008942 Colt CZ Group SE	225 166 589	1 504 195 011	14,97%
Total	33 990 284 202	121 914 983 080	27,88%

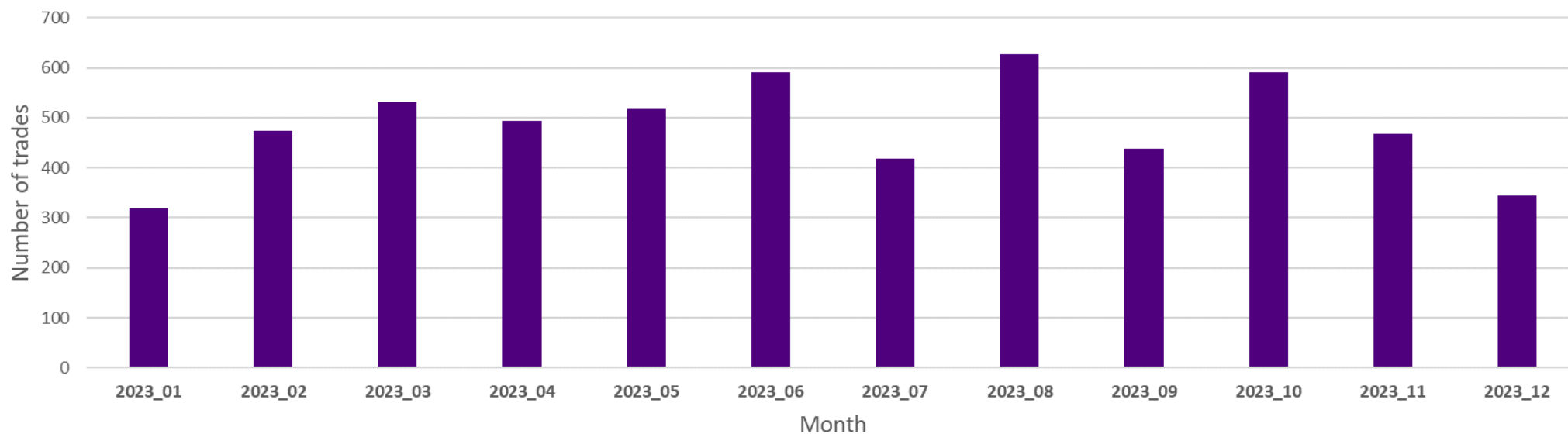
Volume of securities lent – last 12 months



Number of lending transactions

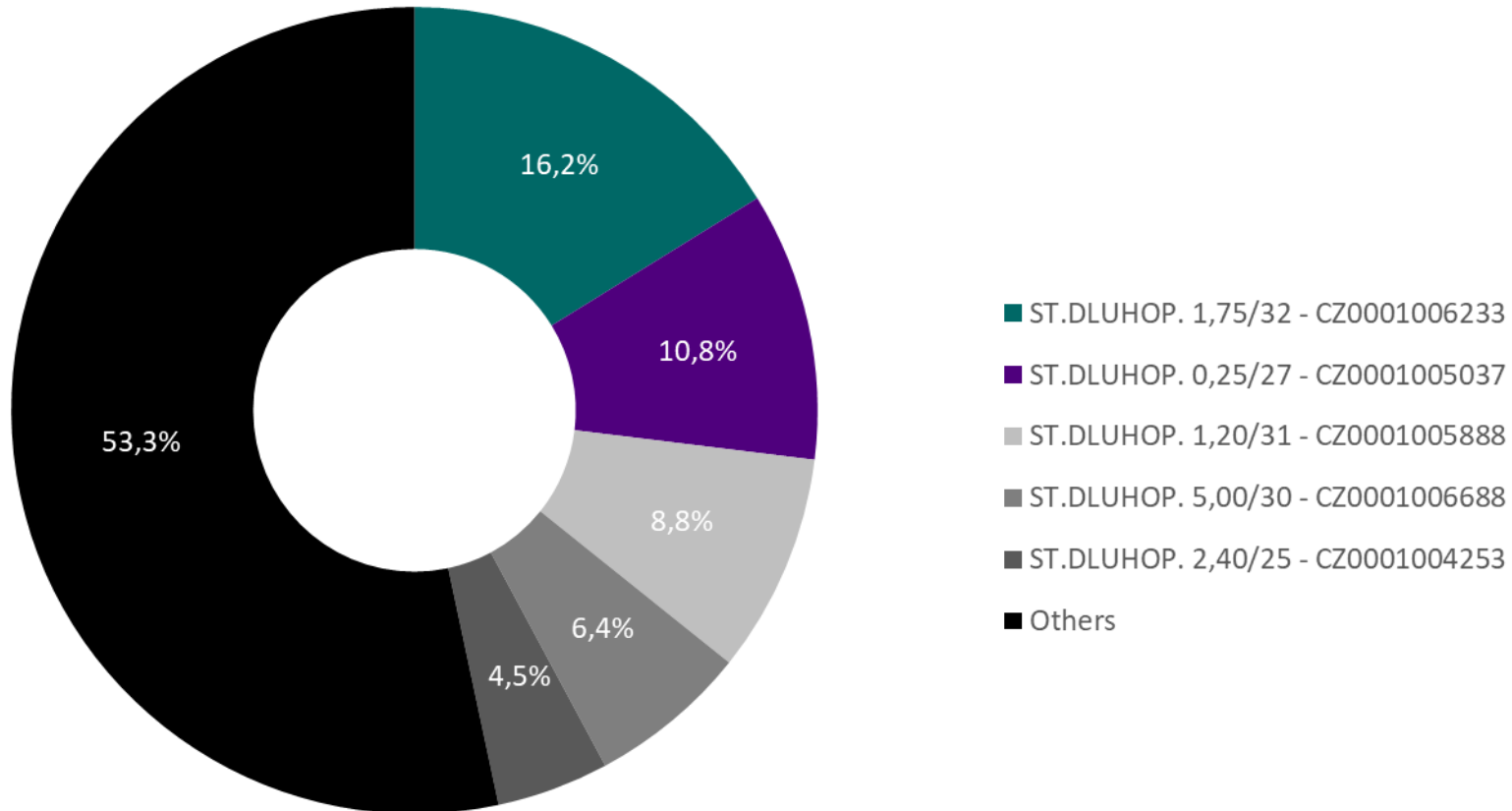
ISIN	Number of lending transactions	Number of exchange trades	Proportion (%)
AT0000652011 Erste Group Bank AG	33	130 431	0,03%
AT0000908504 VIENNA INSURANCE GROUP AG	6	6 973	0,09%
CS0008418869 PHILIP MORRIS ČR A.S.	211	20 440	1,03%
CZ0005112300 ČEZ, a. s.	2 043	289 650	0,71%
CZ0008019106 KOMERČNÍ BANKA, A.S.	2 230	200 527	1,11%
CZ0008040318 MONETA MONEY BANK, A. S.	1 174	106 951	1,10%
CZ0009000121 KOFOLA ČESKOSLOVENSKO A.S.	16	14 328	0,11%
CZ0009008942 Colt CZ Group SE	204	31 084	0,66%
Total	5 917	800 384	0,74%

Number of lending transactions – last 12 months



SECURITIES LENDING - GOVERNMENT BONDS

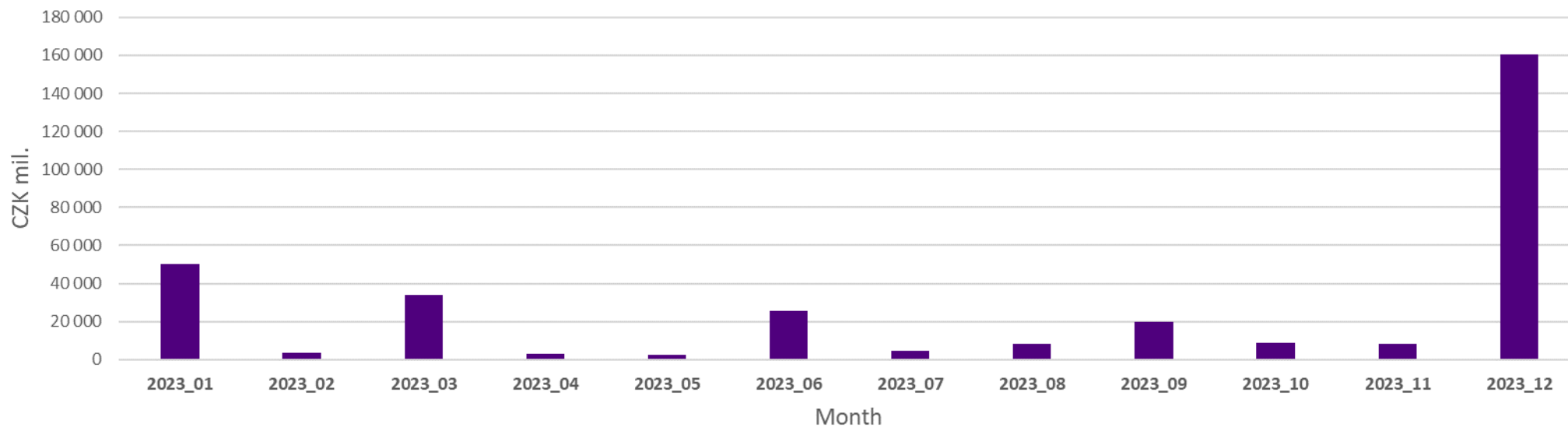
Most lent issues by volume



Top 5 issues lent by volume

ISIN	Volume of securities lent (CZK)	Volume of OTC transactions (CZK)	Proportion (%)
CZ0001004253 - ST.DLUHOP. 2,40/25	14 853 700 000	322 490 138 753	4,61%
CZ0001005037 - ST.DLUHOP. 0,25/27	35 559 640 000	699 501 891 551	5,08%
CZ0001005888 - ST.DLUHOP. 1,20/31	29 033 540 000	843 478 879 703	3,44%
CZ0001006233 - ST.DLUHOP. 1,75/32	53 440 580 000	707 496 071 934	7,55%
CZ0001006688 - ST.DLUHOP. 5,00/30	21 143 300 000	520 568 571 167	4,06%
Others	176 145 600 000	8 101 928 949 470	2,17%
Total	330 176 360 000	11 195 464 502 578	2,95%

Volume of all securities lent - last 12 months



Top 5 issues lent by number of transactions

ISIN	Number of lending transactions	Number of OTC transactions	Proportion (%)
CZ0001003859 - ST.DLUHOP. 2,50/28	55	3 470	0,44%
CZ0001004477 - ST.DLUHOP. 0,95/30	59	3 476	1,42%
CZ0001005888 - ST.DLUHOP. 1,20/31	59	3 656	1,59%
CZ0001005920 - ST.DLUHOP. 1,50/40	76	3 447	0,14%
CZ0001006688 - ST.DLUHOP. 5,00/30	48	4 859	0,56%
Others	470	62 788	0,75%
Total	767	81 696	0,94%

Number of all lending transactions – last 12 months

