



**SECURITIES LENDING 2023**  
**January**

CENTRAL SECURITIES DEPOSITORY PRAGUE

## CONTENT

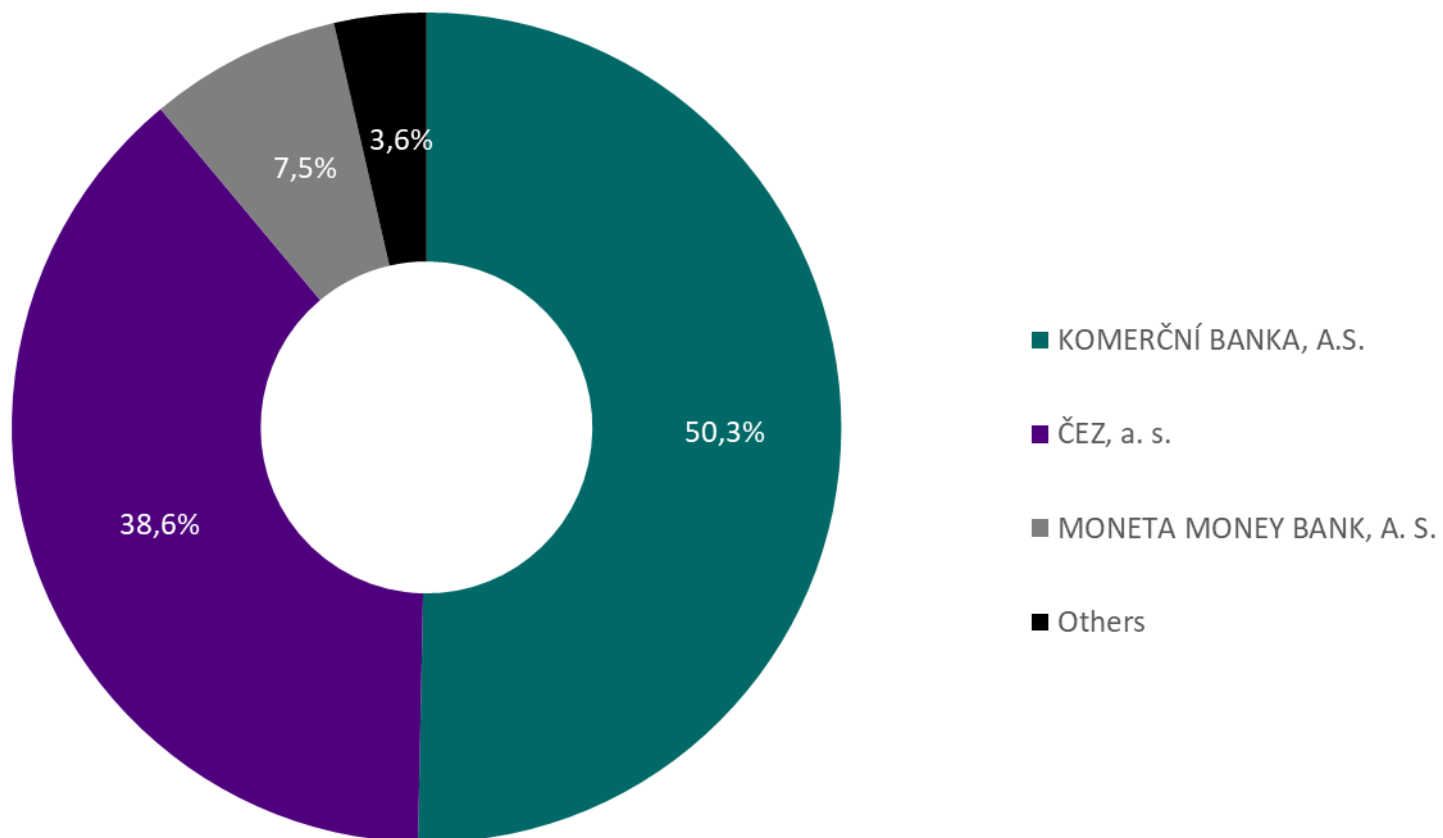
<b>SECURITIES LENDING - SHARES</b> .....	<b>3</b>
MOST LENT ISSUES BY VOLUME .....	3
VOLUME OF SECURITIES LENT.....	4
VOLUME OF SECURITIES LENT – LAST 12 MONTHS.....	4
NUMBER OF LENDING TRANSACTIONS.....	5
NUMBER OF LENDING TRANSACTIONS – LAST 12 MONTHS.....	5
<b>SECURITIES LENDING - GOVERNMENT BONDS</b> .....	<b>6</b>
MOST LENT ISSUES BY VOLUME .....	6
TOP 5 ISSUES LENT BY VOLUME .....	7
VOLUME OF ALL SECURITIES LENT - LAST 12 MONTHS .....	7
TOP 5 ISSUES LENT BY NUMBER OF TRANSACTIONS.....	8
NUMBER OF ALL LENDING TRANSACTIONS – LAST 12 MONTHS.....	8

**Note:**

*The lending statistics are based on the results of settlement within the UNIVYC settlement system, indicating the type of trade SECL and SECB on the credit side of the transfer.*

## SECURITIES LENDING - SHARES

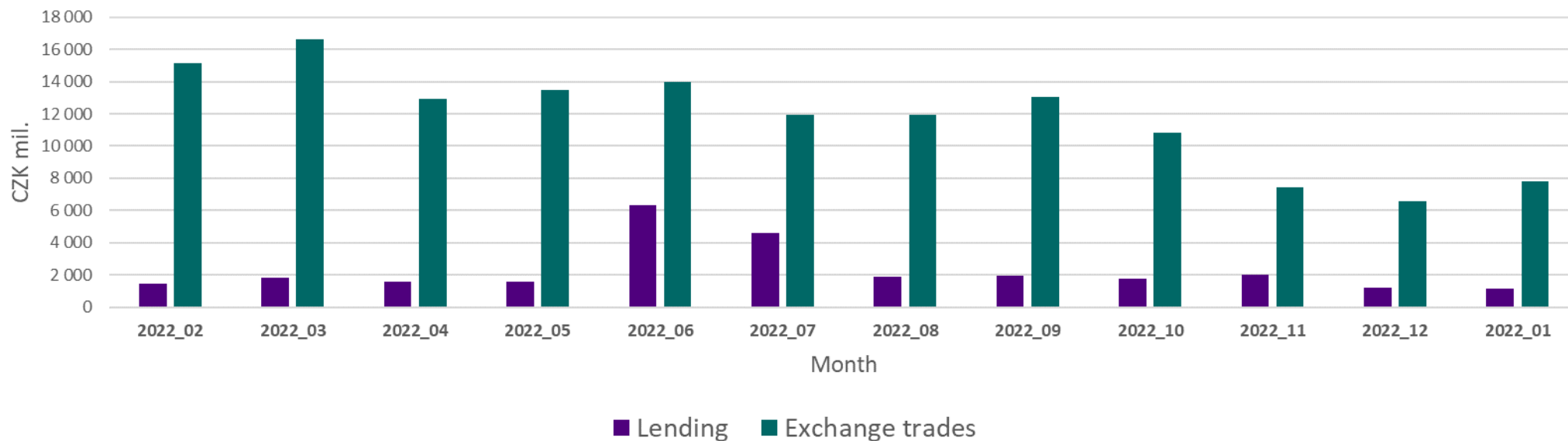
Most lent issues by volume



## Volume of securities lent

ISIN	Volume of securities lent (CZK)	Volume of exchange trades (CZK)	Proportion (%)
AT0000908504 VIENNA INSURANCE GROUP AG	3 726 272	36 628 900	10,17%
CS0008418869 PHILIP MORRIS ČR A.S.	1 252 720	110 023 900	1,14%
CZ0005112300 ČEZ, a. s.	439 588 371	4 534 873 688	9,69%
CZ0008019106 KOMERČNÍ BANKA, A.S.	573 284 568	2 581 621 762	22,21%
CZ0008040318 MONETA MONEY BANK, A. S.	85 310 779	448 496 470	19,02%
CZ0009008942 Colt CZ Group SE	35 907 170	92 633 839	38,76%
<b>Total</b>	<b>1 139 069 879</b>	<b>7 804 278 559</b>	<b>14,60%</b>

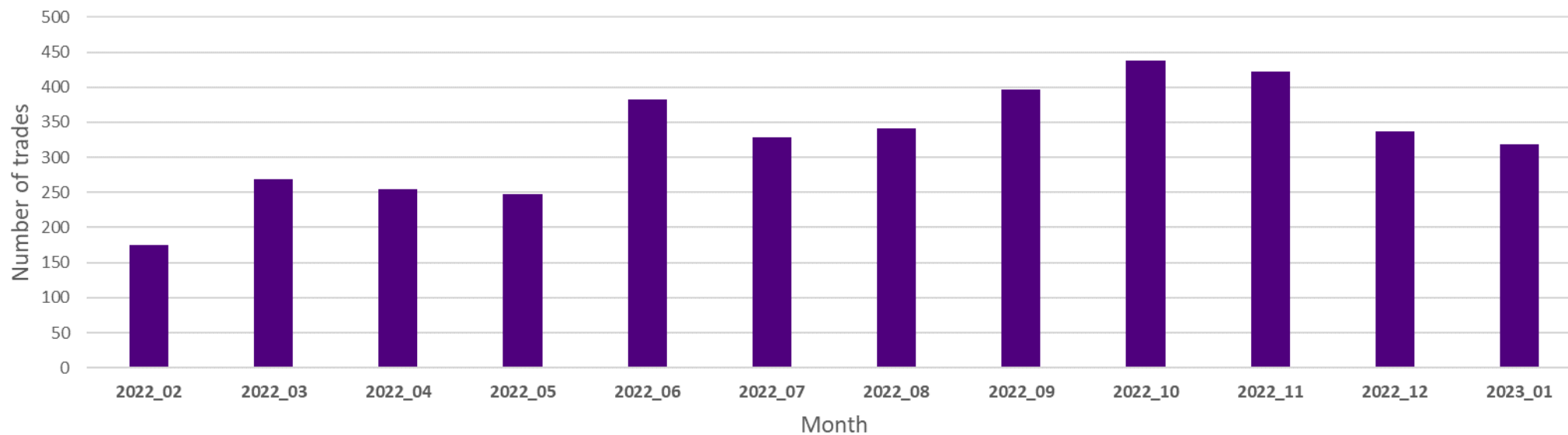
## Volume of securities lent – last 12 months



## Number of lending transactions

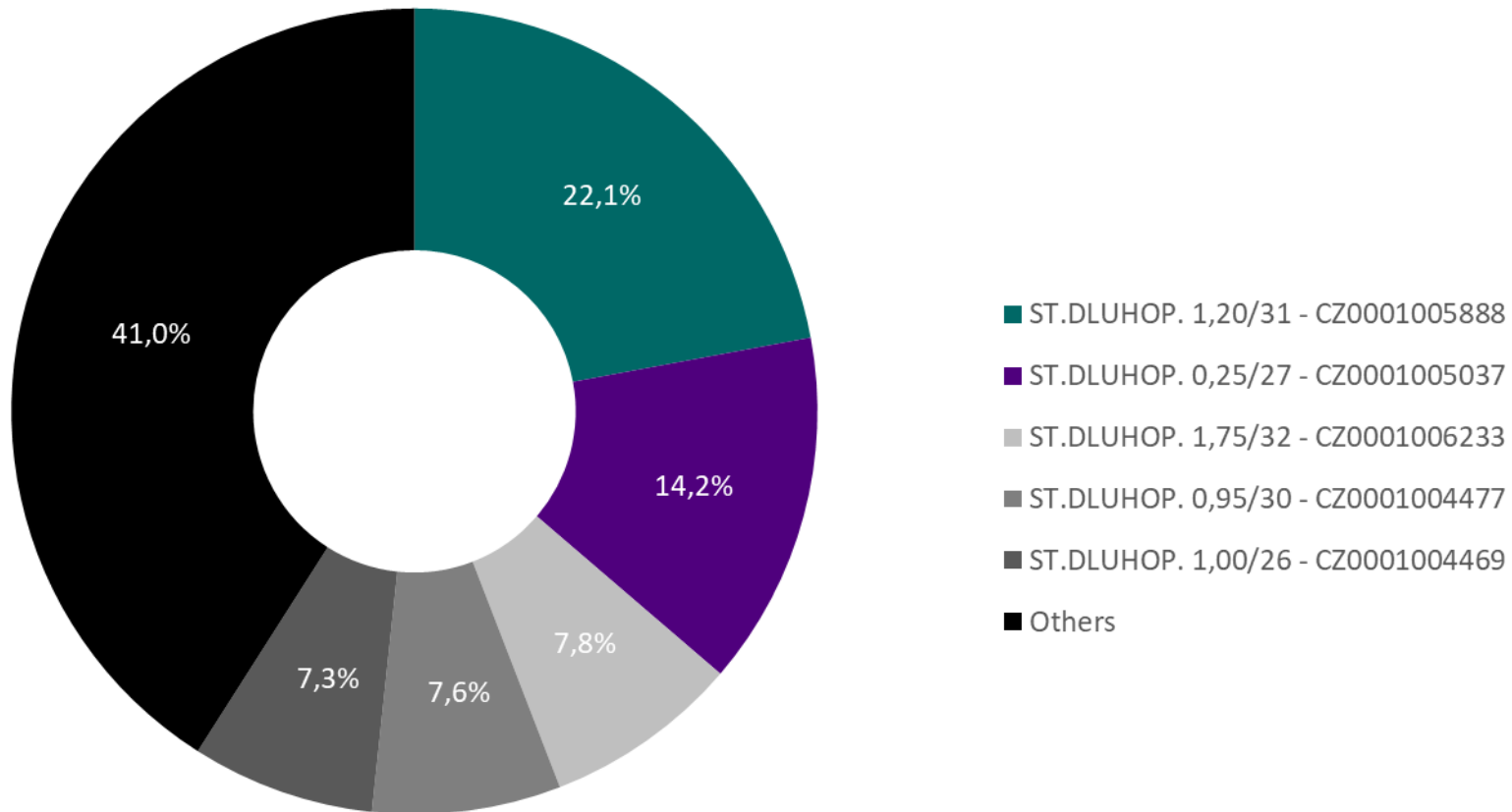
ISIN	Number of lending transactions	Number of exchange trades	Proportion (%)
AT0000908504 VIENNA INSURANCE GROUP AG	6	702	0,85%
CS0008418869 PHILIP MORRIS ČR A.S.	3	1 312	0,23%
CZ0005112300 ČEZ, a. s.	68	26 751	0,25%
CZ0008019106 KOMERČNÍ BANKA, A.S.	166	18 201	0,91%
CZ0008040318 MONETA MONEY BANK, A. S.	55	8 225	0,67%
CZ0009008942 Colt CZ Group SE	21	1 967	1,07%
<b>Total</b>	<b>319</b>	<b>57 158</b>	<b>0,56%</b>

## Number of lending transactions – last 12 months



## SECURITIES LENDING - GOVERNMENT BONDS

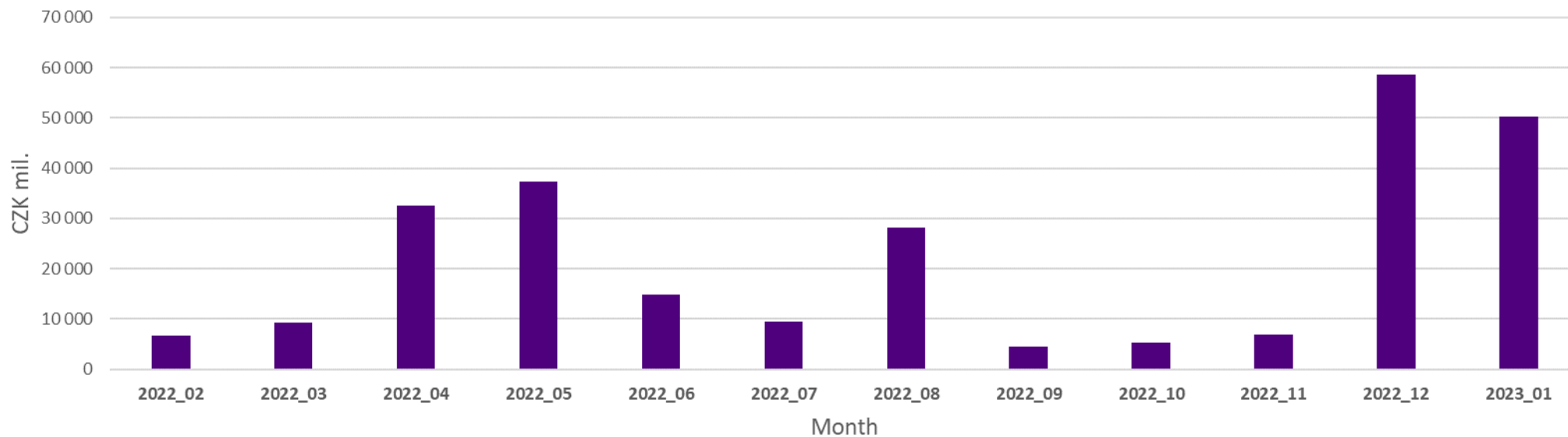
### Most lent issues by volume



## Top 5 issues lent by volume

ISIN	Volume of securities lent (CZK)	Volume of OTC transactions (CZK)	Proportion (%)
CZ0001004469 - ST.DLUHOP. 1,00/26	3 688 380 000	24 518 146 039	15,04%
CZ0001004477 - ST.DLUHOP. 0,95/30	3 800 000 000	40 181 155 454	9,46%
CZ0001005037 - ST.DLUHOP. 0,25/27	7 140 000 000	53 393 920 258	13,37%
CZ0001005888 - ST.DLUHOP. 1,20/31	11 081 820 000	47 364 833 439	23,40%
CZ0001006233 - ST.DLUHOP. 1,75/32	3 934 580 000	56 153 007 267	7,01%
Others	20 572 110 000	549 128 540 259	3,75%
<b>Total</b>	<b>50 216 890 000</b>	<b>770 739 602 716</b>	<b>6,52%</b>

## Volume of all securities lent - last 12 months



### Top 5 issues lent by number of transactions

ISIN	Number of lending transactions	Number of OTC transactions	Proportion (%)
CZ0001005037 - ST.DLUHOP. 0,25/27	7	269	2,60%
CZ0001005888 - ST.DLUHOP. 1,20/31	10	259	3,86%
CZ0001005920 - ST.DLUHOP. 1,50/40	9	440	2,05%
CZ0001006233 - ST.DLUHOP. 1,75/32	7	285	2,46%
CZ0001006506 - ST.DLUHOP. 6,00/26	9	265	3,40%
CZ0001006696 - ST.DLUHOP. 5,50/28	9	343	2,62%
Others	36	3 774	0,95%
<b>Total</b>	<b>87</b>	<b>5 635</b>	<b>1,54%</b>

### Number of all lending transactions – last 12 months

