

**SECURITIES LENDING 2023**  
**March**

CENTRAL SECURITIES DEPOSITORY PRAGUE

## OBSAH / CONTENT

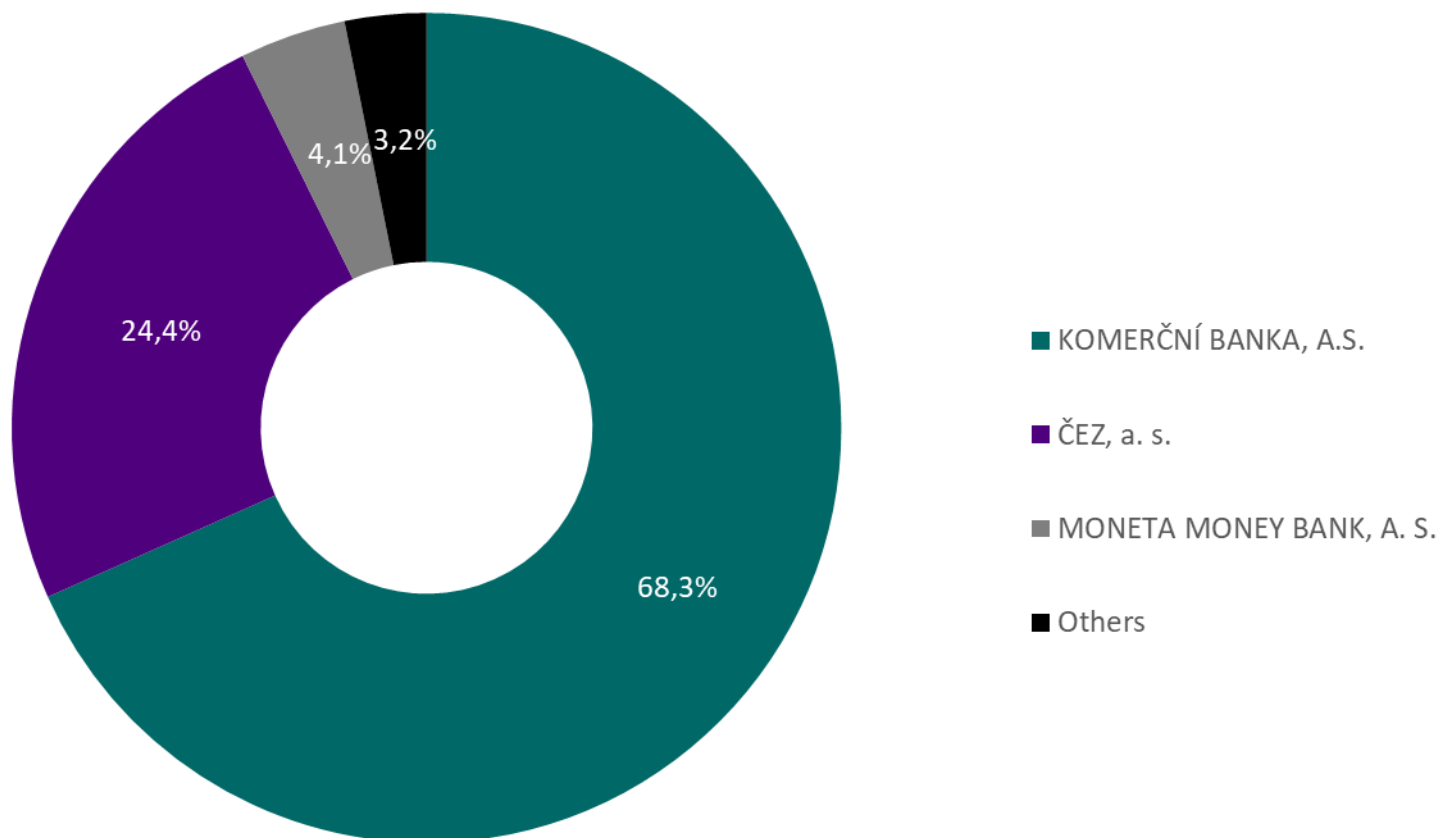
<b>SECURITIES LENDING - SHARES</b> .....	<b>3</b>
MOST LENT ISSUES BY VOLUME .....	3
VOLUME OF SECURITIES LENT.....	4
VOLUME OF SECURITIES LENT – LAST 12 MONTHS.....	4
NUMBER OF LENDING TRANSACTIONS.....	5
NUMBER OF LENDING TRANSACTIONS – LAST 12 MONTHS.....	5
<b>SECURITIES LENDING - GOVERNMENT BONDS</b> .....	<b>6</b>
MOST LENT ISSUES BY VOLUME .....	6
TOP 5 ISSUES LENT BY VOLUME .....	7
VOLUME OF ALL SECURITIES LENT - LAST 12 MONTHS .....	7
TOP 5 ISSUES LENT BY NUMBER OF TRANSACTIONS.....	8
NUMBER OF ALL LENDING TRANSACTIONS – LAST 12 MONTHS.....	8

**Note:**

*The lending statistics are based on the results of settlement within the UNIVYC settlement system, indicating the type of trade SECL and SECB on the credit side of the transfer.*

## SECURITIES LENDING - SHARES

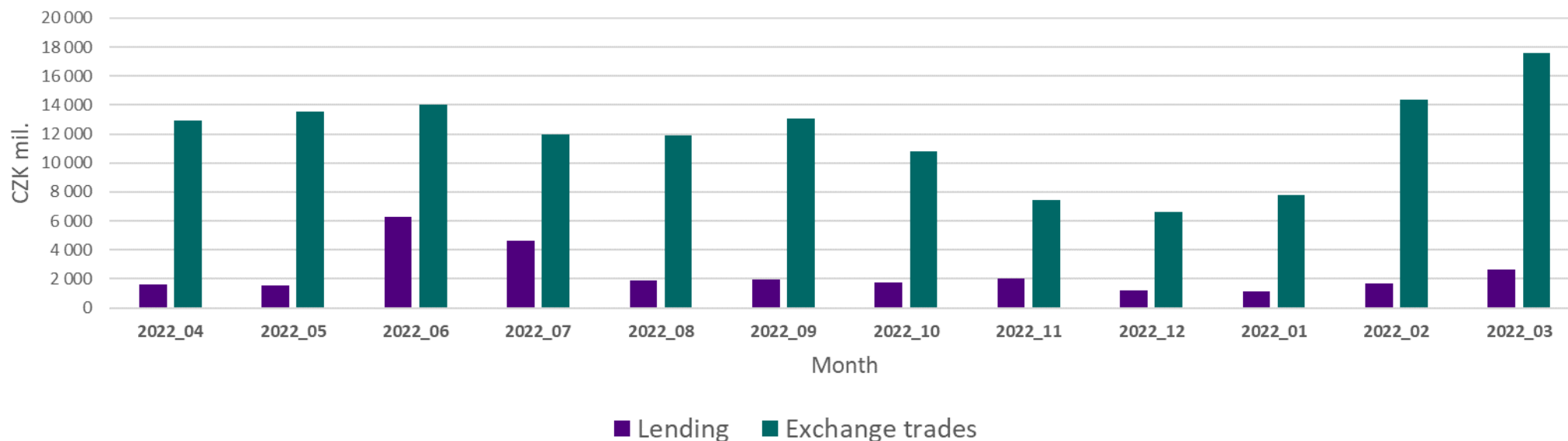
Most lent issues by volume



## Volume of securities lent

ISIN	Volume of securities lent (CZK)	Volume of exchange trades (CZK)	Proportion (%)
AT0000652011 Erste Group Bank AG	3 826 856	3 779 702 271	0,10%
CS0008418869 PHILIP MORRIS ČR A.S.	103 440	97 300 740	0,11%
CZ0005112300 ČEZ, a. s.	641 888 006	7 798 500 239	8,23%
CZ0008019106 KOMERČNÍ BANKA, A.S.	1 799 861 409	4 596 610 513	39,16%
CZ0008040318 MONETA MONEY BANK, A. S.	109 105 453	1 118 209 385	9,76%
CZ0009000121 KOFOLA ČESKOSLOVENSKO A.S.	370 500	19 803 790	1,87%
CZ0009008942 Colt CZ Group SE	79 342 737	163 594 925	48,50%
<b>Total</b>	<b>2 634 498 400</b>	<b>17 573 721 863</b>	<b>14,99%</b>

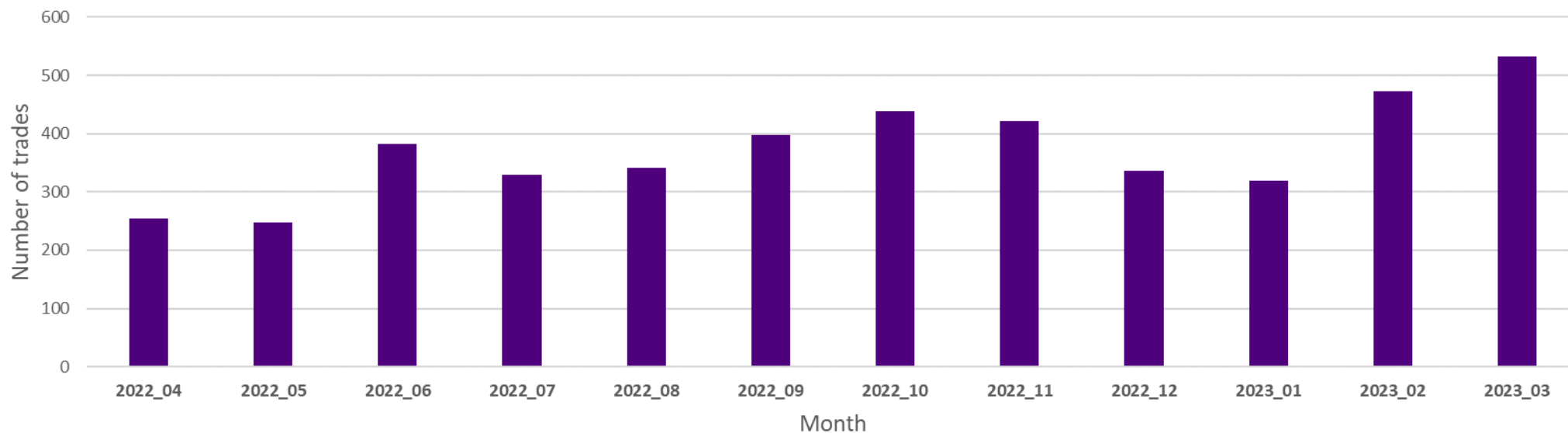
## Volume of securities lent – last 12 months



## Number of lending transactions

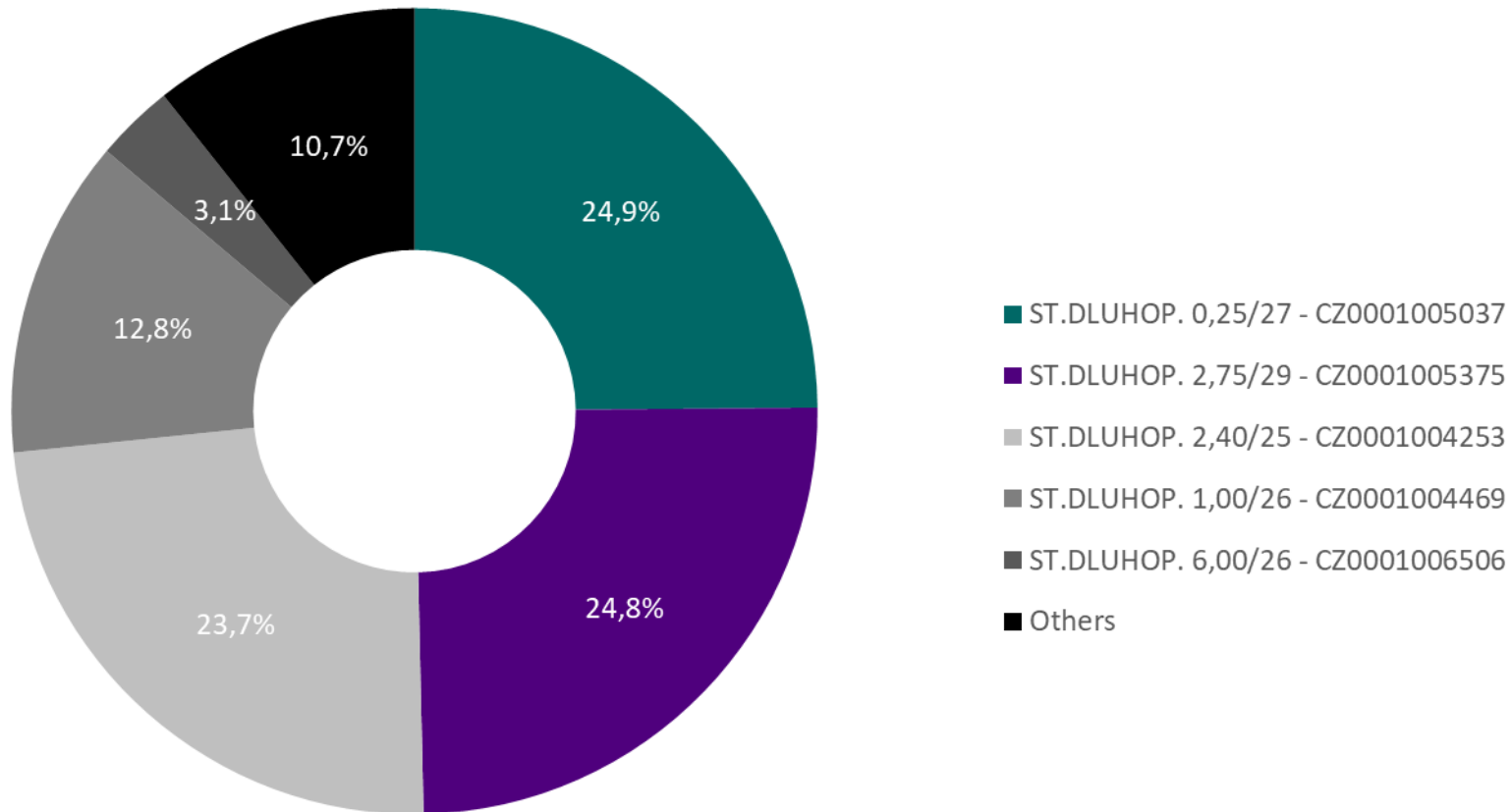
ISIN	Number of lending transactions	Number of exchange trades	Proportion (%)
AT0000652011 Erste Group Bank AG	5	28 552	0,02%
CS0008418869 PHILIP MORRIS ČR A.S.	2	1 236	0,16%
CZ0005112300 ČEZ, a. s.	113	26 232	0,43%
CZ0008019106 KOMERČNÍ BANKA, A.S.	303	32 474	0,93%
CZ0008040318 MONETA MONEY BANK, A. S.	75	12 947	0,58%
CZ0009000121 KOFOLA ČESKOSLOVENSKO A.S.	3	1 596	0,19%
CZ0009008942 Colt CZ Group SE	31	2 789	1,11%
<b>Total</b>	<b>532</b>	<b>105 826</b>	<b>0,50%</b>

## Number of lending transactions – last 12 months



## SECURITIES LENDING - GOVERNMENT BONDS

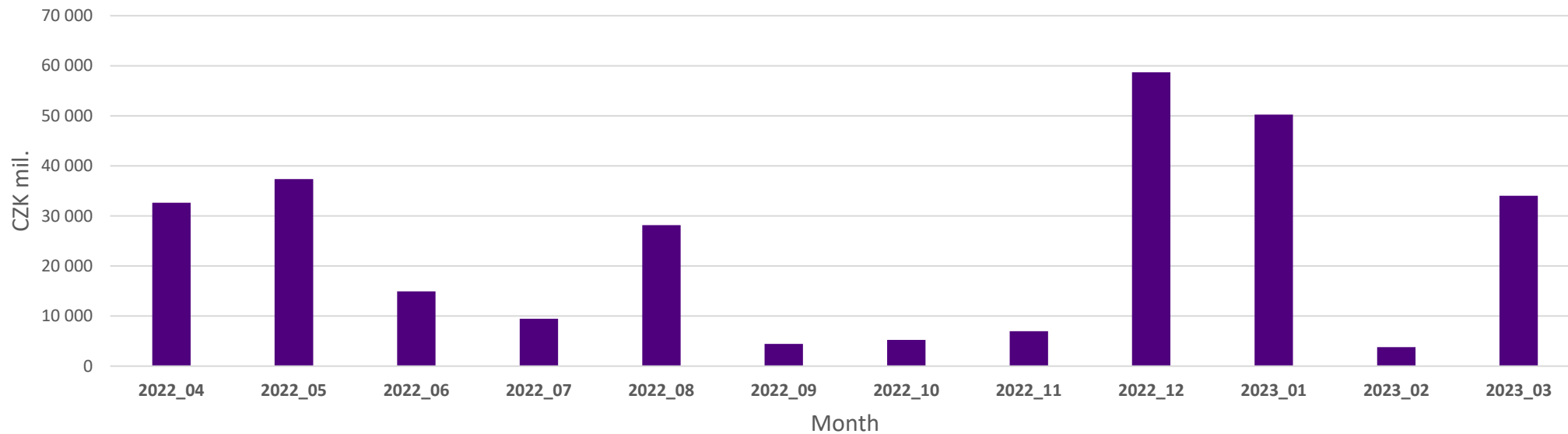
### Most lent issues by volume



## Top 5 issues lent by volume

ISIN	Volume of securities lent (CZK)	Volume of OTC transactions (CZK)	Proportion (%)
CZ0001004253 - ST.DLUHOP. 2,40/25	8 067 400 000	32 789 917 422	24,60%
CZ0001004469 - ST.DLUHOP. 1,00/26	4 355 700 000	23 714 821 236	18,37%
CZ0001005037 - ST.DLUHOP. 0,25/27	8 453 500 000	43 923 447 242	19,25%
CZ0001005375 - ST.DLUHOP. 2,75/29	8 429 800 000	34 746 141 702	24,26%
CZ0001006506 - ST.DLUHOP. 6,00/26	1 069 040 000	39 665 749 161	2,70%
Others	3 634 300 000	978 409 892 413	0,37%
<b>Total</b>	<b>34 009 740 000</b>	<b>1 153 249 969 175</b>	<b>2,95%</b>

## Volume of all securities lent - last 12 months



### Top 5 issues lent by number of transactions

ISIN	Number of lending transactions	Number of OTC transactions	Proportion (%)
CZ0001004600 - ST.DLUHOP. 0,45/23	4	1 195	0,33%
CZ0001005037 - ST.DLUHOP. 0,25/27	3	272	1,10%
CZ0001006076 - ST.DLUHOP. 0,05/29	3	367	0,82%
CZ0001006233 - ST.DLUHOP. 1,75/32	3	493	0,61%
CZ0001006506 - ST.DLUHOP. 6,00/26	4	467	0,86%
Others	13	6 208	0,21%
<b>Total</b>	<b>30</b>	<b>9 002</b>	<b>0,33%</b>

### Number of all lending transactions – last 12 months

