

# **SECURITIES LENDING 2023**

**April**

CENTRAL SECURITIES DEPOSITORY PRAGUE

## OBSAH / CONTENT

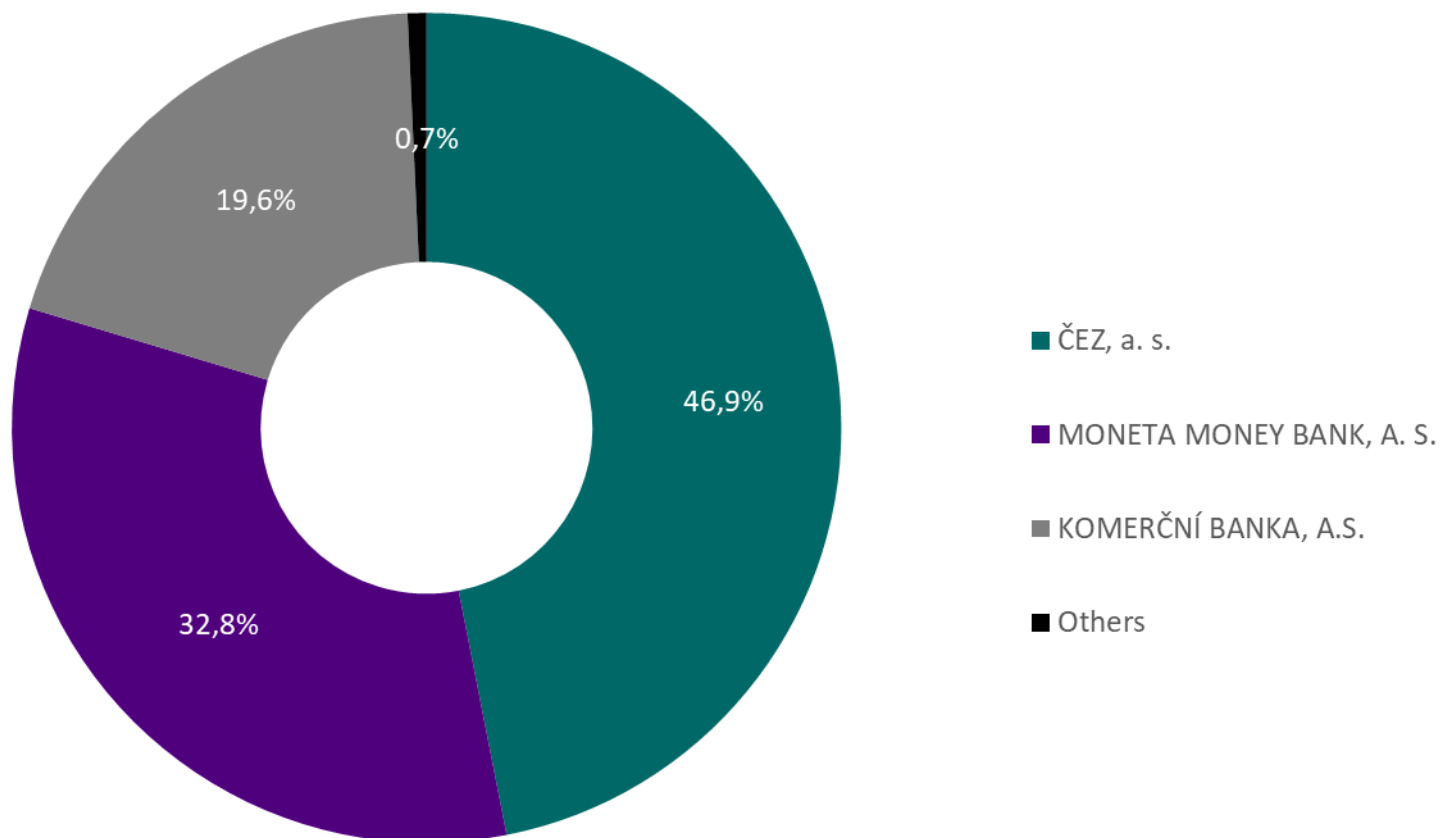
<b>SECURITIES LENDING - SHARES</b> .....	<b>3</b>
MOST LENT ISSUES BY VOLUME .....	3
VOLUME OF SECURITIES LENT.....	4
VOLUME OF SECURITIES LENT – LAST 12 MONTHS.....	4
NUMBER OF LENDING TRANSACTIONS.....	5
NUMBER OF LENDING TRANSACTIONS – LAST 12 MONTHS.....	5
<b>SECURITIES LENDING - GOVERNMENT BONDS</b> .....	<b>6</b>
MOST LENT ISSUES BY VOLUME .....	6
TOP 5 ISSUES LENT BY VOLUME .....	7
VOLUME OF ALL SECURITIES LENT - LAST 12 MONTHS .....	7
TOP 5 ISSUES LENT BY NUMBER OF TRANSACTIONS.....	8
NUMBER OF ALL LENDING TRANSACTIONS – LAST 12 MONTHS.....	8

**Note:**

*The lending statistics are based on the results of settlement within the UNIVYC settlement system, indicating the type of trade SECL and SECB on the credit side of the transfer.*

## SECURITIES LENDING - SHARES

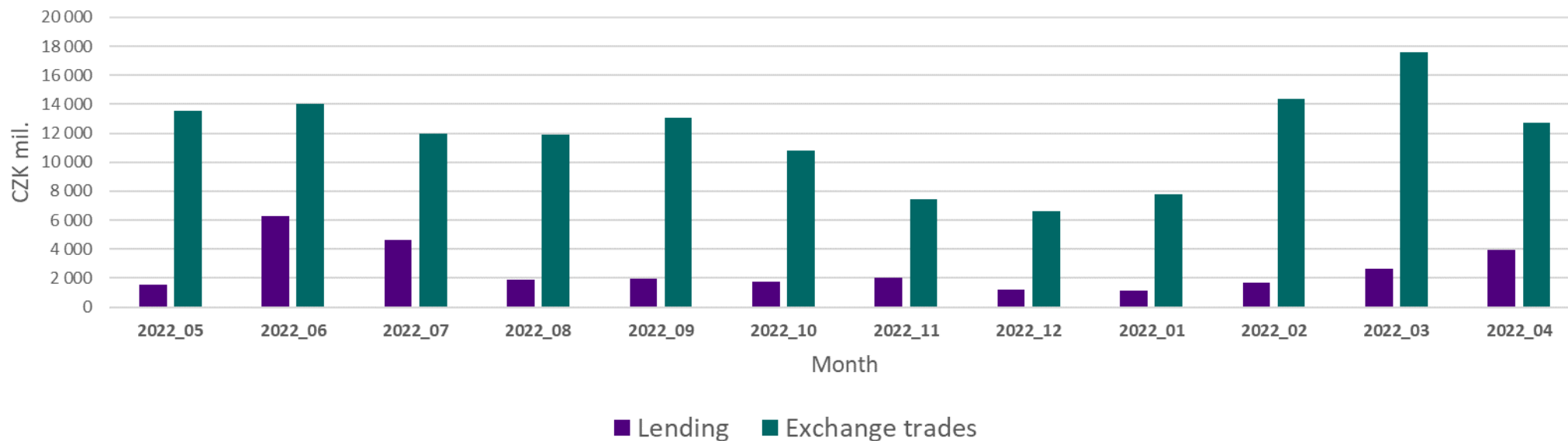
Most lent issues by volume



## Volume of securities lent

ISIN	Volume of securities lent (CZK)	Volume of exchange trades (CZK)	Proportion (%)
AT0000652011 Erste Group Bank AG	23 653 256	1 360 223 543	1,74%
CS0008418869 PHILIP MORRIS ČR A.S.	52 900	59 549 080	0,09%
CZ0005112300 ČEZ, a. s.	1 851 482 547	8 151 574 730	22,71%
CZ0008019106 KOMERČNÍ BANKA, A.S.	774 092 747	1 940 749 500	39,89%
CZ0008040318 MONETA MONEY BANK, A. S.	1 292 894 595	1 087 138 115	118,93%
CZ0009008942 Colt CZ Group SE	5 179 747	99 131 032	5,23%
<b>Total</b>	<b>3 947 355 792</b>	<b>12 698 366 000</b>	<b>31,09%</b>

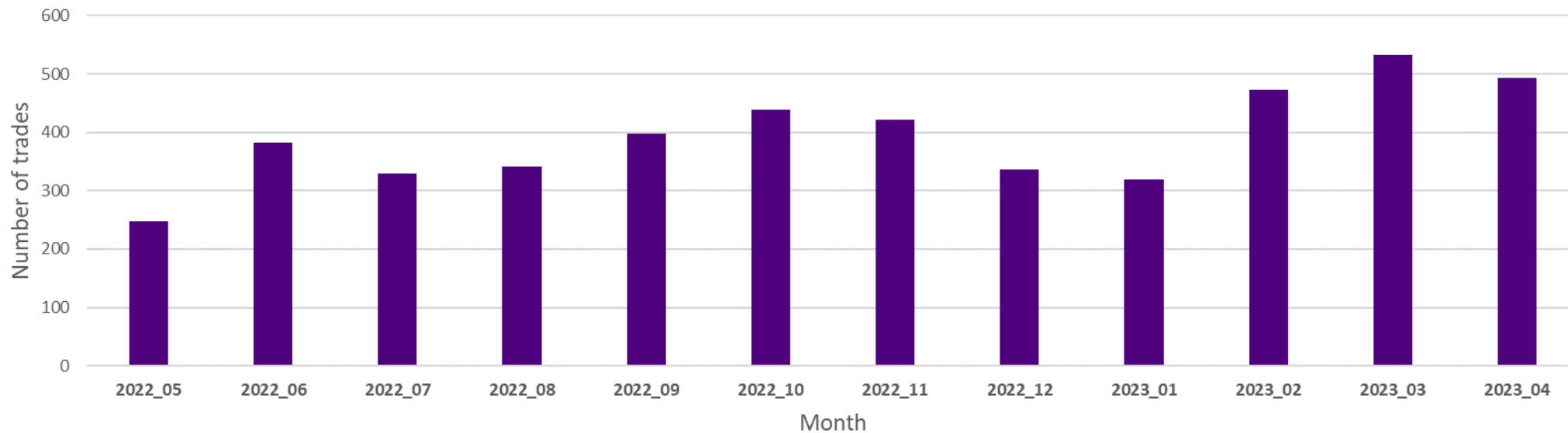
## Volume of securities lent – last 12 months



## Number of lending transactions

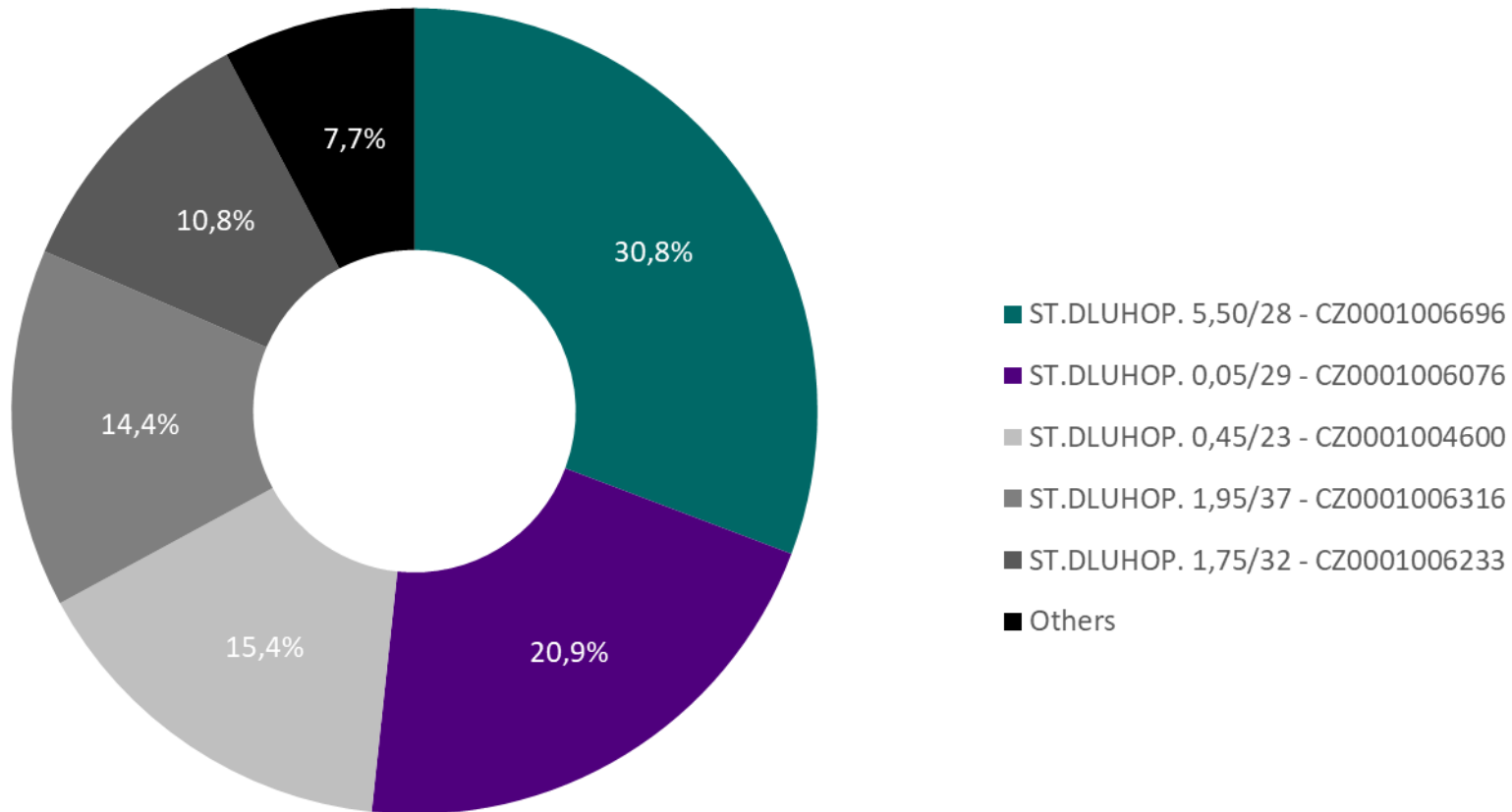
ISIN	Number of lending transactions	Number of exchange trades	Proportion (%)
AT0000652011 Erste Group Bank AG	5	9 152	0,05%
CS0008418869 PHILIP MORRIS ČR A.S.	3	767	0,39%
CZ0005112300 ČEZ, a. s.	167	25 238	0,66%
CZ0008019106 KOMERČNÍ BANKA, A.S.	162	13 800	1,17%
CZ0008040318 MONETA MONEY BANK, A. S.	134	9 547	1,40%
CZ0009008942 Colt CZ Group SE	22	1 821	1,21%
<b>Total</b>	<b>493</b>	<b>60 325</b>	<b>0,82%</b>

## Number of lending transactions – last 12 months



## SECURITIES LENDING - GOVERNMENT BONDS

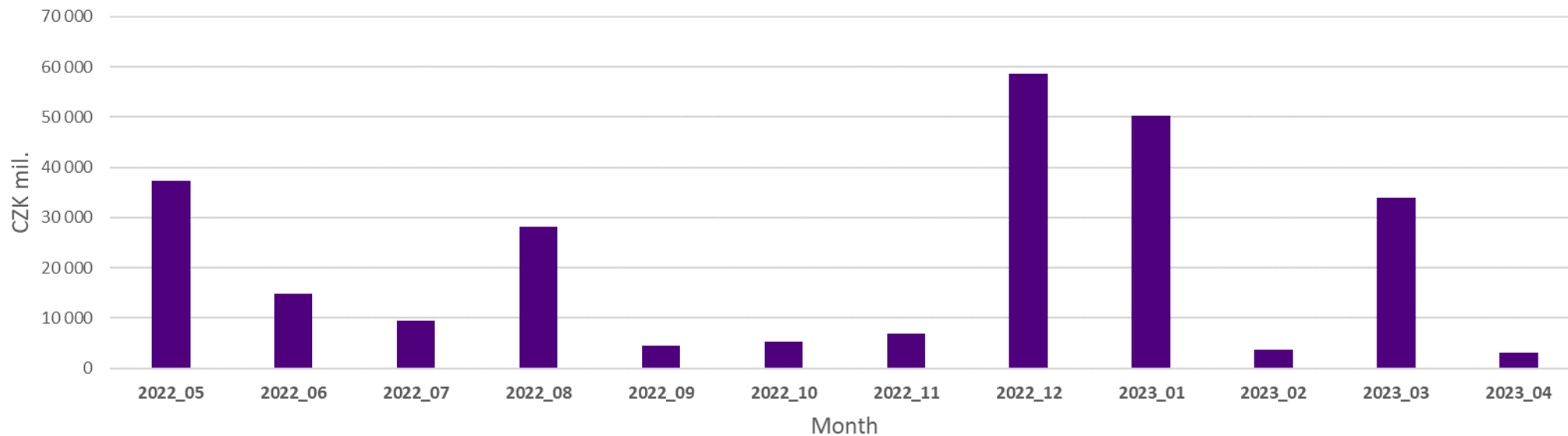
### Most lent issues by volume



## Top 5 issues lent by volume

ISIN	Volume of securities lent (CZK)	Volume of OTC transactions (CZK)	Proportion (%)
CZ0001004600 - ST.DLUHOP. 0,45/23	487 000 000	81 661 044 530	0,60%
CZ0001006076 - ST.DLUHOP. 0,05/29	661 920 000	17 956 777 888	3,69%
CZ0001006233 - ST.DLUHOP. 1,75/32	341 000 000	25 152 233 782	1,36%
CZ0001006316 - ST.DLUHOP. 1,95/37	455 000 000	12 516 831 653	3,64%
CZ0001006696 - ST.DLUHOP. 5,50/28	972 300 000	80 784 113 518	1,20%
Others	244 000 000	547 857 272 355	0,04%
<b>Total</b>	<b>3 161 220 000</b>	<b>765 928 273 725</b>	<b>0,41%</b>

## Volume of all securities lent - last 12 months



### Top 5 issues lent by number of transactions

ISIN	Number of lending transactions	Number of OTC transactions	Proportion (%)
CZ0001004600 - ST.DLUHOP. 0,45/23	2	439	0,46%
CZ0001005870 - ST.DLUHOP. 1,25/25	2	215	0,93%
CZ0001006076 - ST.DLUHOP. 0,05/29	5	309	1,62%
CZ0001006233 - ST.DLUHOP. 1,75/32	2	245	0,82%
CZ0001006316 - ST.DLUHOP. 1,95/37	2	166	1,20%
CZ0001006688 - ST.DLUHOP. 5,00/30	2	487	0,41%
CZ0001006696 - ST.DLUHOP. 5,50/28	3	619	0,48%
Ostatní	1	3 914	0,30%
<b>Total</b>	<b>19</b>	<b>6 394</b>	<b>0,30%</b>

### Number of all lending transactions – last 12 months

