



# **SECURITIES LENDING 2023**

**May**

CENTRAL SECURITIES DEPOSITORY PRAGUE

## OBSAH / CONTENT

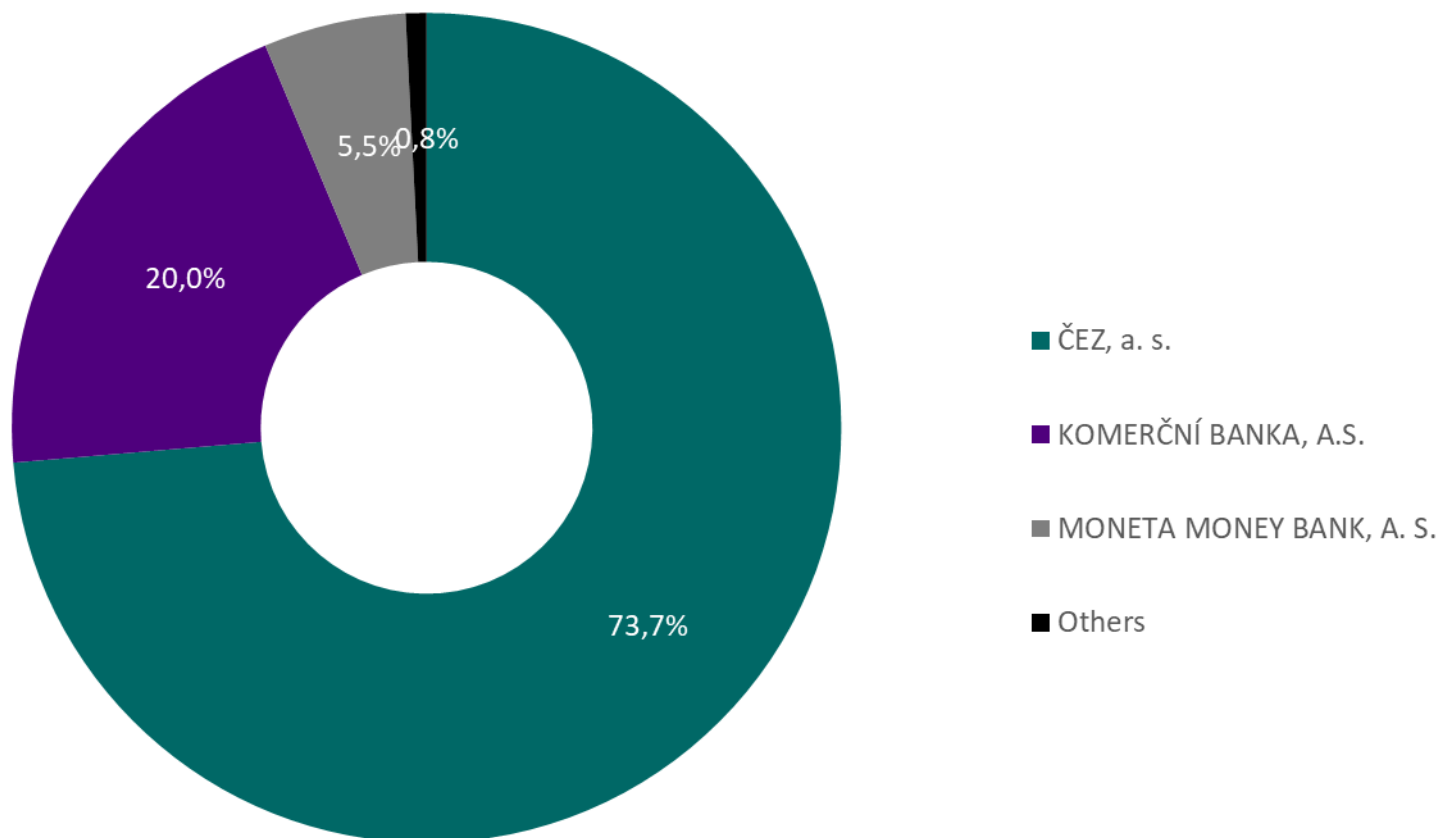
<b>SECURITIES LENDING - SHARES</b> .....	<b>3</b>
MOST LENT ISSUES BY VOLUME .....	3
VOLUME OF SECURITIES LENT.....	4
VOLUME OF SECURITIES LENT – LAST 12 MONTHS.....	4
NUMBER OF LENDING TRANSACTIONS.....	5
NUMBER OF LENDING TRANSACTIONS – LAST 12 MONTHS.....	5
<b>SECURITIES LENDING - GOVERNMENT BONDS</b> .....	<b>6</b>
MOST LENT ISSUES BY VOLUME .....	6
TOP 5 ISSUES LENT BY VOLUME .....	7
VOLUME OF ALL SECURITIES LENT - LAST 12 MONTHS .....	7
TOP 5 ISSUES LENT BY NUMBER OF TRANSACTIONS.....	8
NUMBER OF ALL LENDING TRANSACTIONS – LAST 12 MONTHS.....	8

**Note:**

*The lending statistics are based on the results of settlement within the UNIVYC settlement system, indicating the type of trade SECL and SECB on the credit side of the transfer.*

## SECURITIES LENDING - SHARES

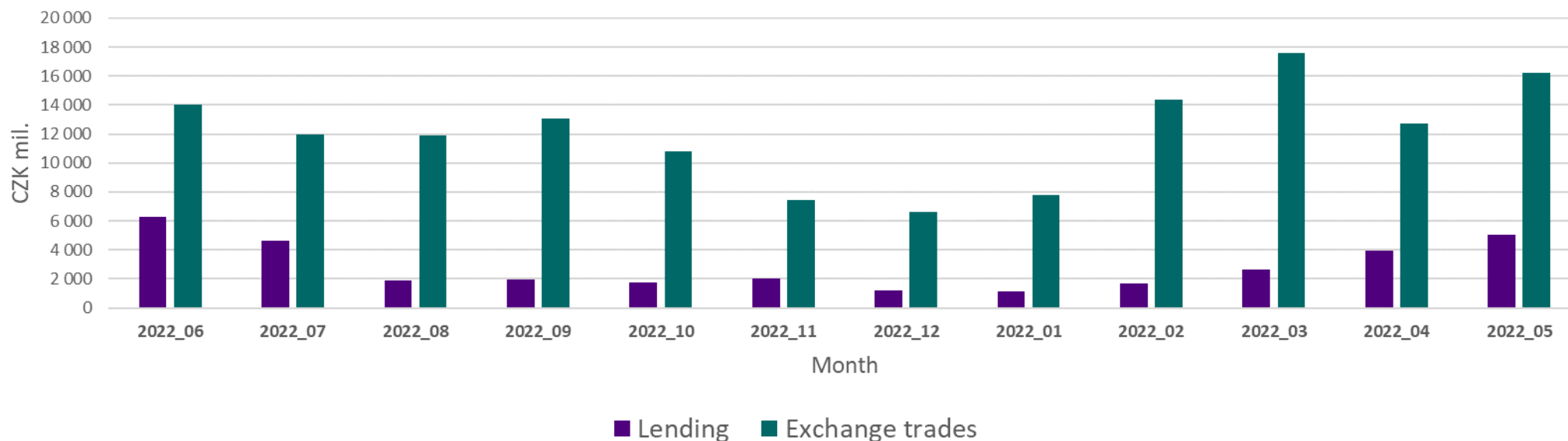
### Most lent issues by volume



## Volume of securities lent

ISIN	Volume of securities lent (CZK)	Volume of exchange trades (CZK)	Proportion (%)
AT0000652011 Erste Group Bank AG	10 629 404	1 875 143 232	0,57%
CS0008418869 PHILIP MORRIS ČR A.S.	9 095 700	300 792 360	3,02%
CZ0005112300 ČEZ, a. s.	3 735 936 447	10 695 313 104	34,93%
CZ0008019106 KOMERČNÍ BANKA, A.S.	1 013 505 838	2 440 527 194	41,53%
CZ0008040318 MONETA MONEY BANK, A. S.	281 295 306	745 079 595	37,75%
CZ0009000121 KOFOLA ČESKOSLOVENSKO A.S.	79 381	9 295 671	0,85%
CZ0009008942 Colt CZ Group SE	21 258 375	144 381 634	14,72%
<b>Total</b>	<b>5 071 800 450</b>	<b>16 210 532 790</b>	<b>31,29%</b>

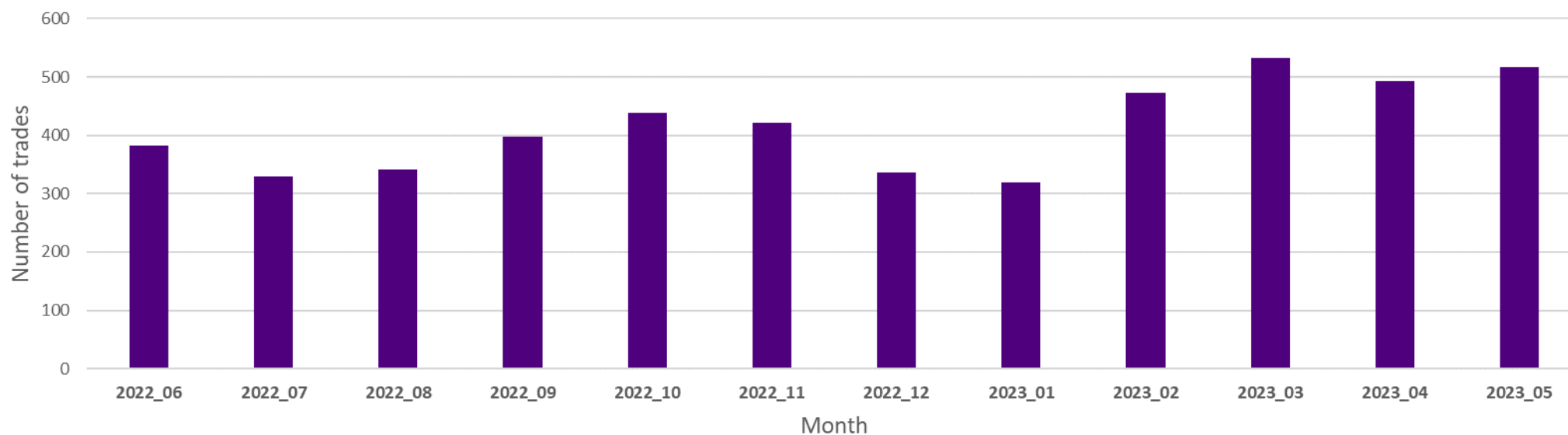
## Volume of securities lent – last 12 months



## Number of lending transactions

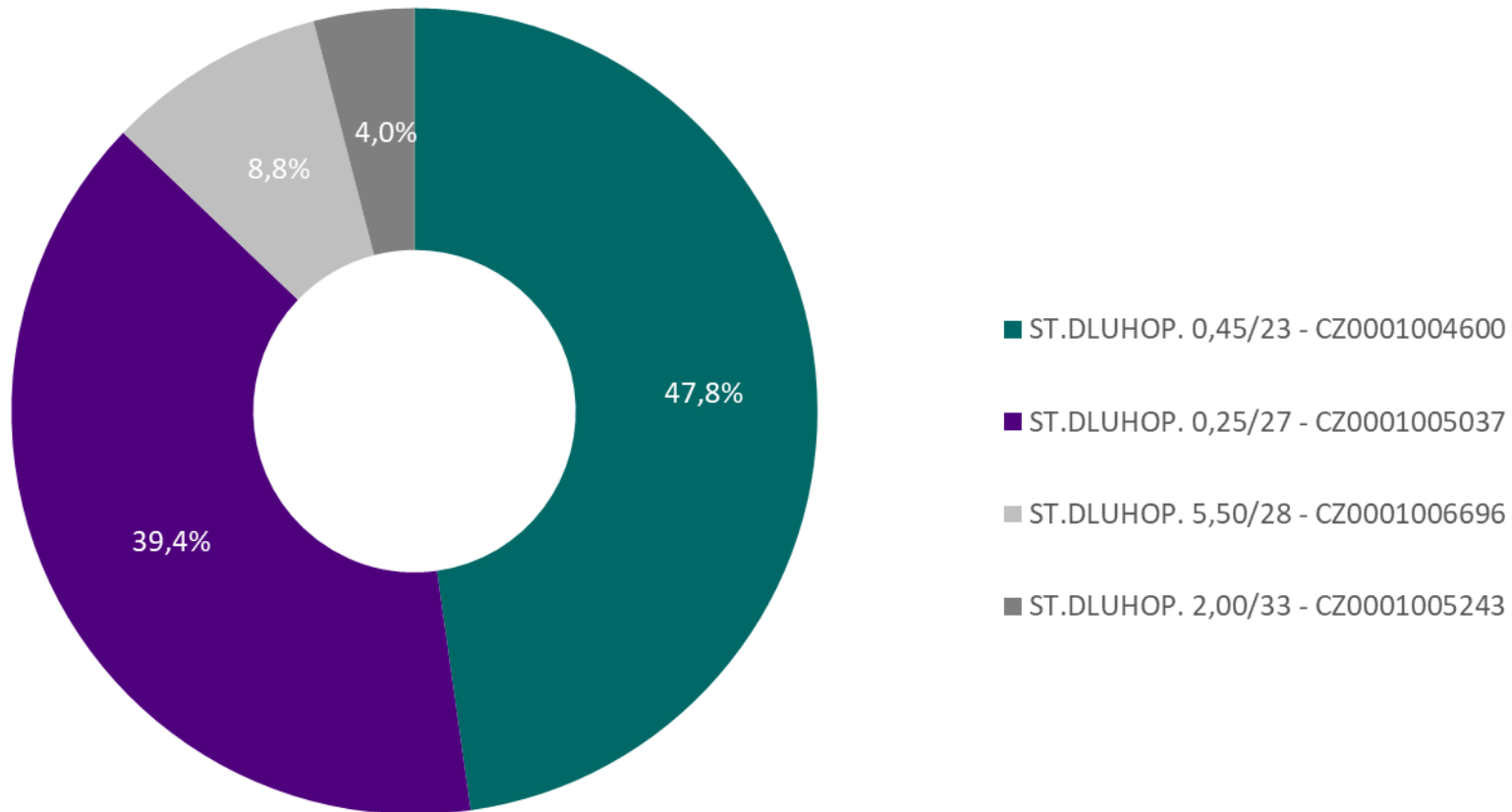
ISIN	Number of lending transactions	Number of exchange trades	Proportion (%)
AT0000652011 Erste Group Bank AG	2	11 266	0,02%
CS0008418869 PHILIP MORRIS ČR A.S.	12	2 161	0,56%
CZ0005112300 ČEZ, a. s.	193	32 884	0,59%
CZ0008019106 KOMERČNÍ BANKA, A.S.	185	22 174	0,83%
CZ0008040318 MONETA MONEY BANK, A. S.	102	10 889	0,94%
CZ0009000121 KOFOLA ČESKOSLOVENSKO A.S.	6	908	0,66%
CZ0009008942 Colt CZ Group SE	17	2 325	0,73%
<b>Total</b>	<b>517</b>	<b>82 607</b>	<b>0,63%</b>

## Number of lending transactions – last 12 months



## SECURITIES LENDING - GOVERNMENT BONDS

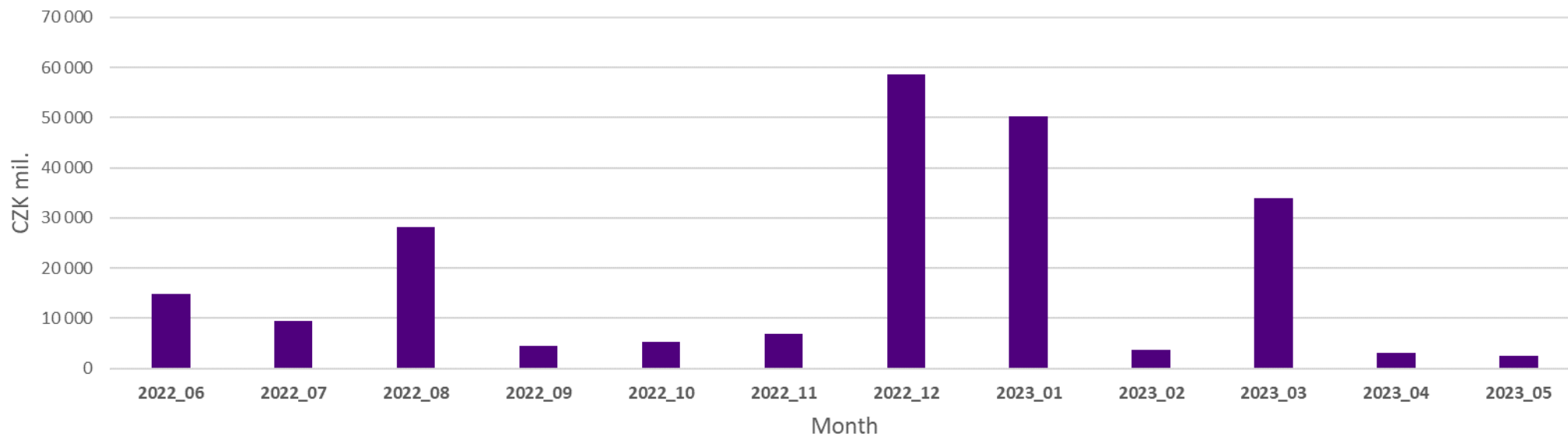
### Most lent issues by volume



### Top 4 issues lent by volume

ISIN	Volume of securities lent (CZK)	Volume of OTC transactions (CZK)	Proportion (%)
CZ0001004600 - ST.DLUHOP. 0,45/23	1 245 000 000	64 200 889 594	1,94%
CZ0001005037 - ST.DLUHOP. 0,25/27	1 026 000 000	43 765 224 953	2,34%
CZ0001005243 - ST.DLUHOP. 2,00/33	105 000 000	52 027 057 355	0,20%
CZ0001006696 - ST.DLUHOP. 5,50/28	230 000 000	51 644 453 098	0,45%
<b>Total</b>	<b>2 606 000 000</b>	<b>211 637 625 000</b>	<b>1,23%</b>

### Volume of all securities lent - last 12 months



### Top 5 issues lent by number of transactions

ISIN	Number of lending transactions	Number of OTC transactions	Proportion (%)
CZ0001004600 - ST.DLUHOP. 0,45/23	2	210	0,95%
CZ0001005037 - ST.DLUHOP. 0,25/27	1	241	0,41%
CZ0001005243 - ST.DLUHOP. 2,00/33	1	429	0,23%
CZ0001006696 - ST.DLUHOP. 5,50/28	1	514	0,08%
<b>Total</b>	<b>5</b>	<b>1 394</b>	<b>0,36%</b>

### Number of all lending transactions – last 12 months

