

SECURITIES LENDING 2023

June

CENTRAL SECURITIES DEPOSITORY PRAGUE

OBSAH / CONTENT

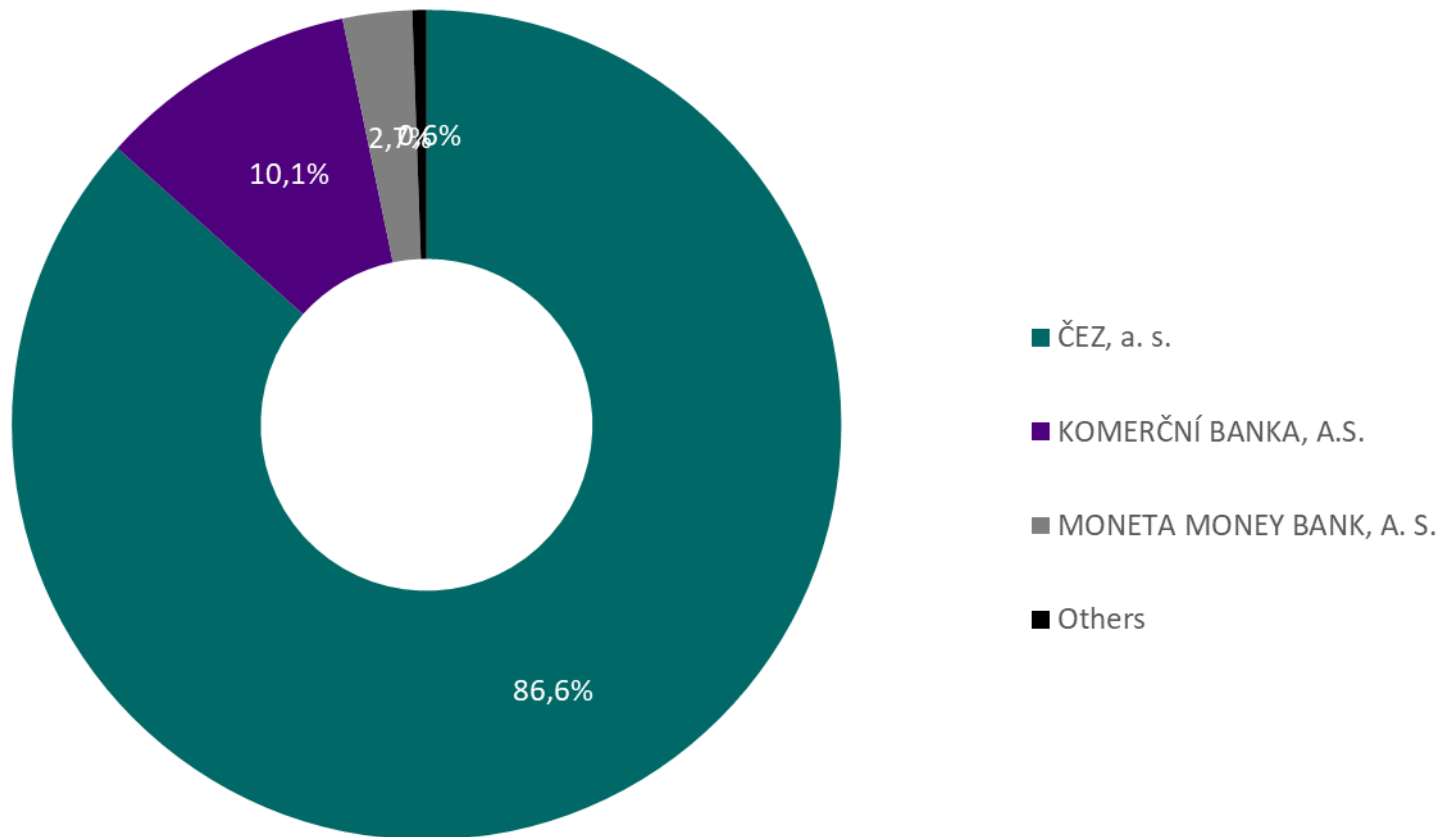
SECURITIES LENDING - SHARES	3
MOST LENT ISSUES BY VOLUME	3
VOLUME OF SECURITIES LENT.....	4
VOLUME OF SECURITIES LENT – LAST 12 MONTHS.....	4
NUMBER OF LENDING TRANSACTIONS.....	5
NUMBER OF LENDING TRANSACTIONS – LAST 12 MONTHS.....	5
SECURITIES LENDING - GOVERNMENT BONDS	6
MOST LENT ISSUES BY VOLUME	6
TOP 5 ISSUES LENT BY VOLUME	7
VOLUME OF ALL SECURITIES LENT - LAST 12 MONTHS	7
TOP 5 ISSUES LENT BY NUMBER OF TRANSACTIONS.....	8
NUMBER OF ALL LENDING TRANSACTIONS – LAST 12 MONTHS.....	8

Note:

The lending statistics are based on the results of settlement within the UNIVYC settlement system, indicating the type of trade SECL and SECB on the credit side of the transfer.

SECURITIES LENDING - SHARES

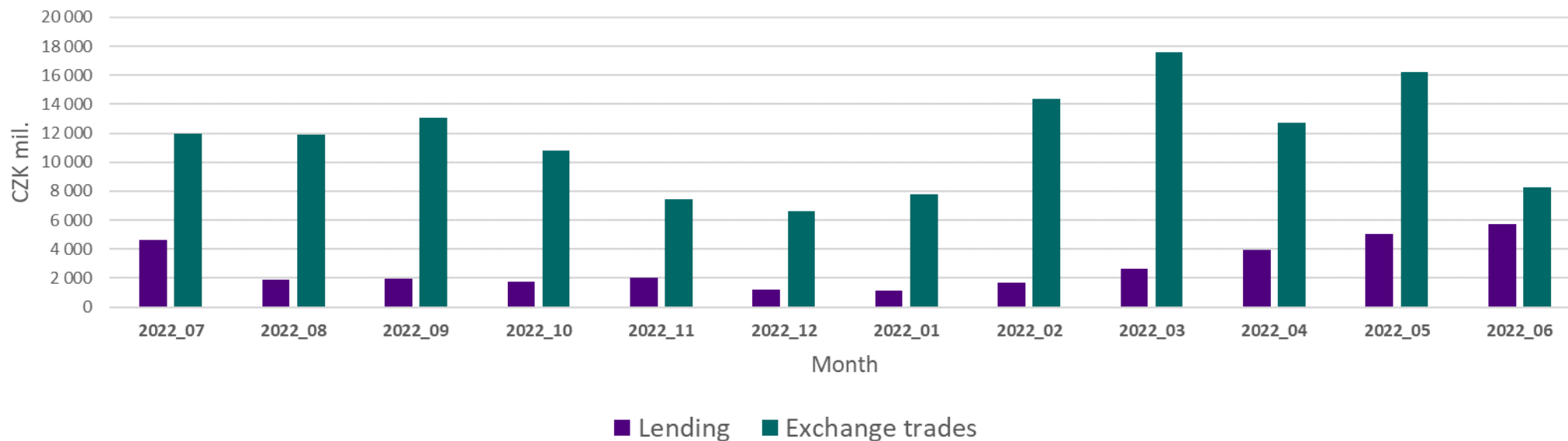
Most lent issues by volume



Volume of securities lent

ISIN	Volume of securities lent (CZK)	Volume of exchange trades (CZK)	Proportion (%)
CS0008418869 PHILIP MORRIS ČR A.S.	26 018 380	110 179 680	23,61%
CZ0005112300 ČEZ, a. s.	4 940 874 049	5 470 499 027	90,32%
CZ0008019106 KOMERČNÍ BANKA, A.S.	577 861 084	1 717 303 385	33,65%
CZ0008040318 MONETA MONEY BANK, A. S.	154 173 982	729 843 003	21,12%
CZ0009000121 KOFOLA ČESKOSLOVENSKO A.S.	17 537	12 537 142	0,14%
CZ0009008942 Colt CZ Group SE	5 438 400	232 017 291	2,34%
Total	5 704 383 431	8 272 379 527	68,96%

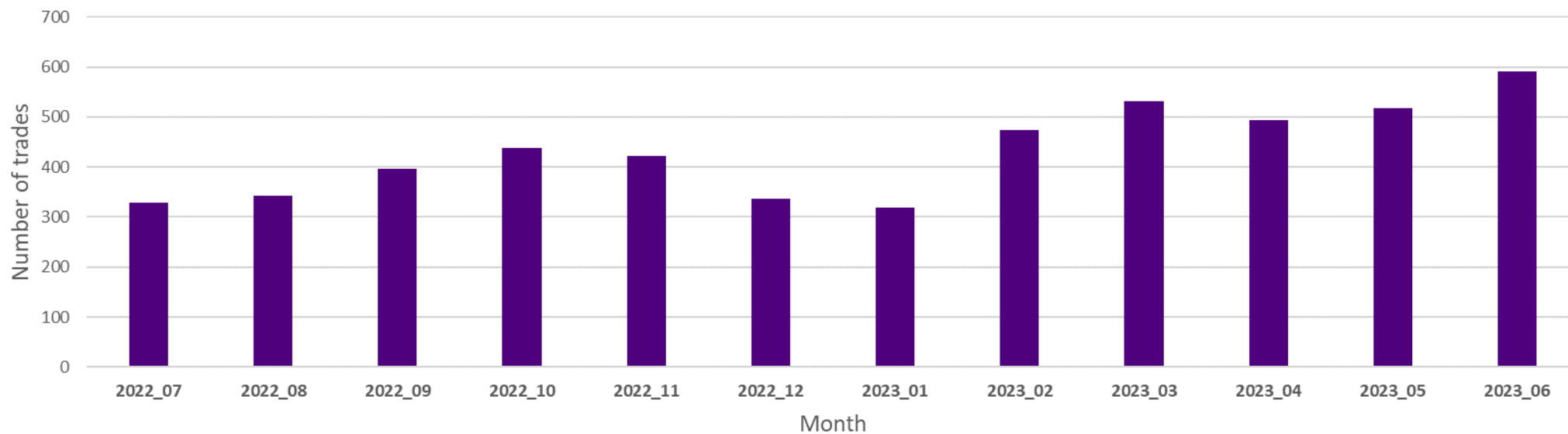
Volume of securities lent – last 12 months



Number of lending transactions

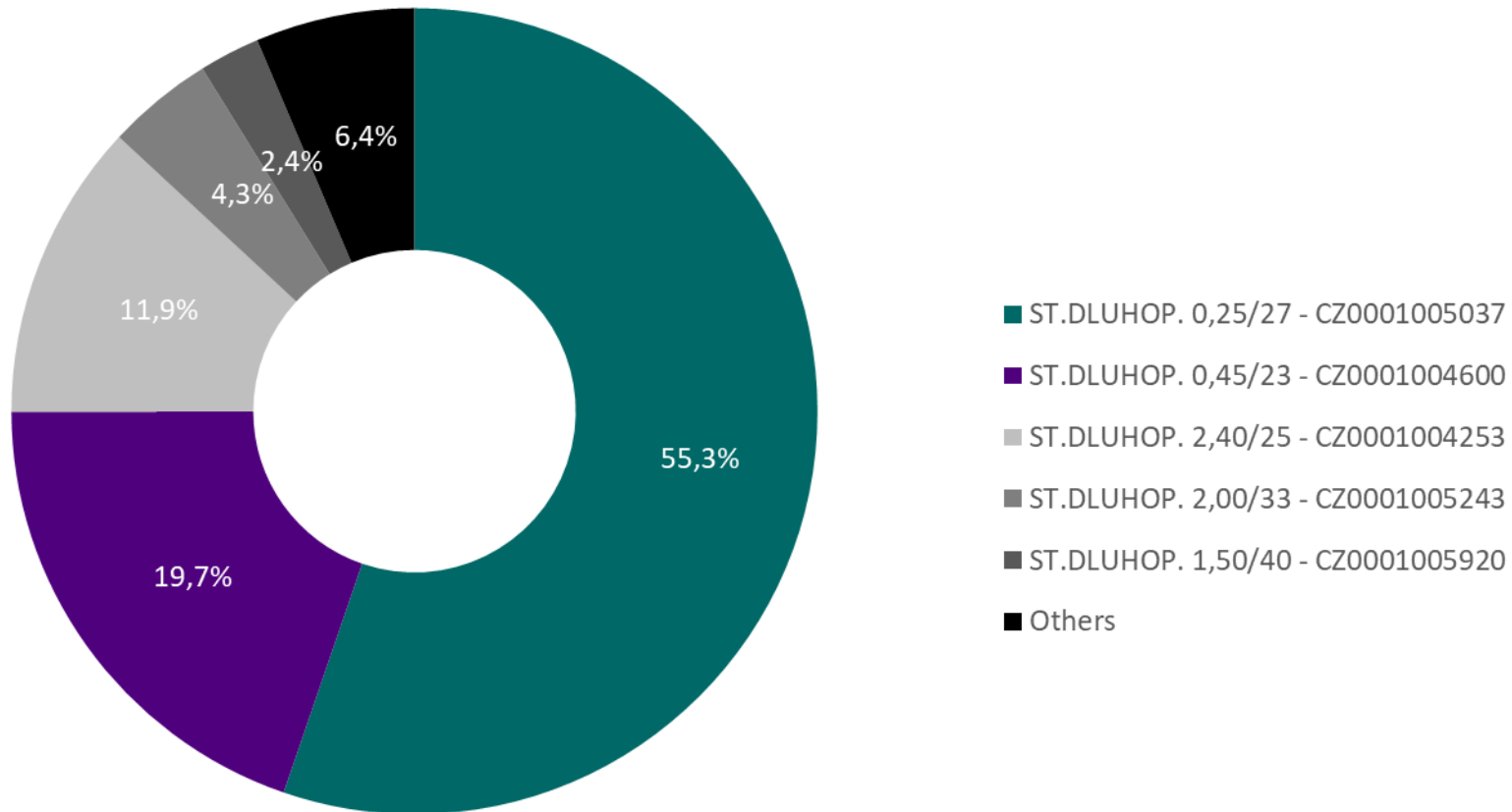
ISIN	Number of lending transactions	Number of exchange trades	Proportion (%)
CS0008418869 PHILIP MORRIS ČR A.S.	46	1 366	3,37%
CZ0005112300 ČEZ, a. s.	277	27 377	1,01%
CZ0008019106 KOMERČNÍ BANKA, A.S.	163	12 209	1,34%
CZ0008040318 MONETA MONEY BANK, A. S.	98	7 165	1,37%
CZ0009000121 KOFOLA ČESKOSLOVENSKO A.S.	1	962	0,10%
CZ0009008942 Colt CZ Group SE	7	4 538	0,15%
Total	592	53 617	1,10%

Number of lending transactions – last 12 months



SECURITIES LENDING - GOVERNMENT BONDS

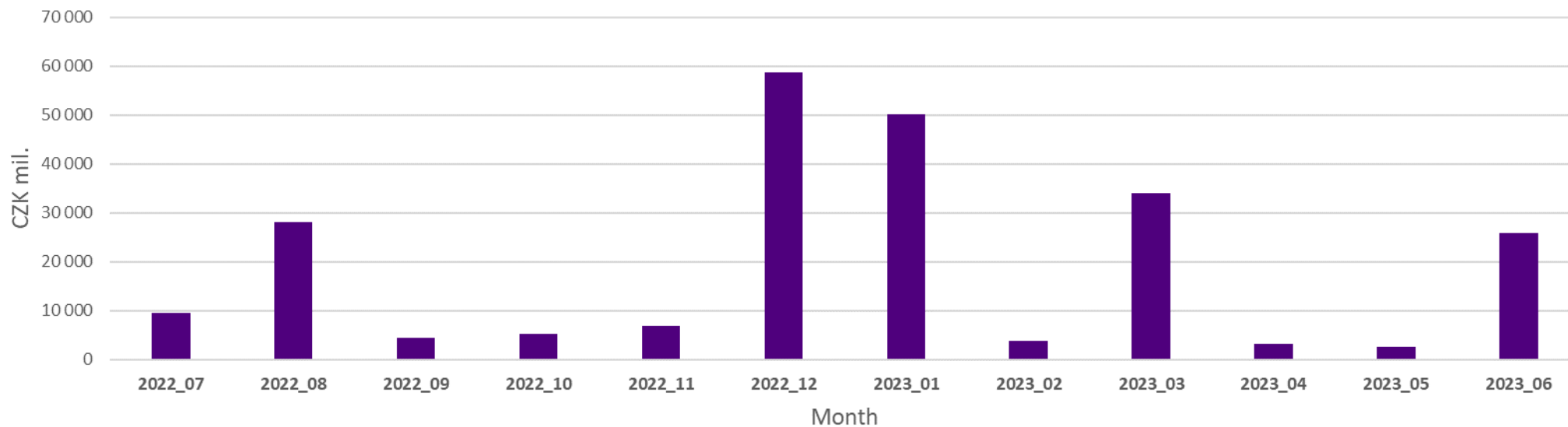
Most lent issues by volume



Top 5 issues lent by volume

ISIN	Volume of securities lent (CZK)	Volume of OTC transactions (CZK)	Proportion (%)
CZ0001004253 - ST.DLUHOP. 2,40/25	3 078 000 000	41 713 788 420	7,38%
CZ0001004600 - ST.DLUHOP. 0,45/23	5 086 000 000	59 026 904 430	8,62%
CZ0001005037 - ST.DLUHOP. 0,25/27	14 258 000 000	64 084 504 134	22,25%
CZ0001005243 - ST.DLUHOP. 2,00/33	1 102 000 000	51 060 825 101	2,16%
CZ0001005920 - ST.DLUHOP. 1,50/40	630 000 000	12 714 031 452	4,96%
Others	1 646 300 000	597 315 248 390	0,28%
Total	25 800 300 000	825 915 301 927	3,12%

Volume of all securities lent - last 12 months



Top 5 issues lent by number of transactions

ISIN	Number of lending transactions	Number of OTC transactions	Proportion (%)
CZ0001004600 - ST.DLUHOP. 0,45/23	6	230	2,61%
CZ0001005037 - ST.DLUHOP. 0,25/27	2	270	0,74%
CZ0001005243 - ST.DLUHOP. 2,00/33	3	419	0,72%
CZ0001005375 - ST.DLUHOP. 2,75/29	2	163	1,23%
CZ0001005920 - ST.DLUHOP. 1,50/40	6	239	2,51%
CZ0001006688 - ST.DLUHOP. 5,00/30	4	369	1,08%
Others	9	4 131	0,22%
Total	32	5 821	0,55%

Number of all lending transactions – last 12 months

