

SECURITIES LENDING 2023
July

CENTRAL SECURITIES DEPOSITORY PRAGUE

OBSAH / CONTENT

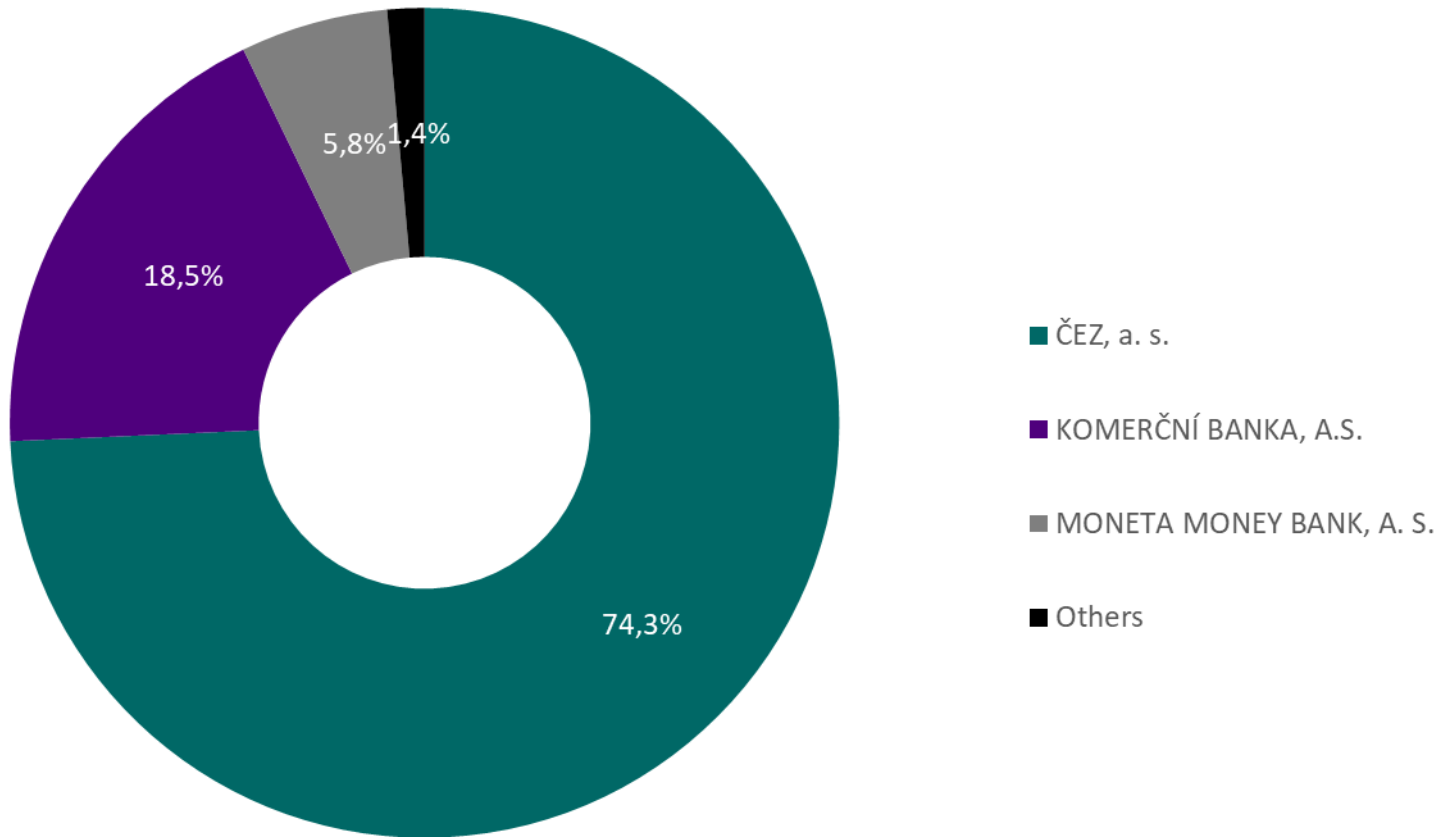
SECURITIES LENDING - SHARES	3
MOST LENT ISSUES BY VOLUME	3
VOLUME OF SECURITIES LENT.....	4
VOLUME OF SECURITIES LENT – LAST 12 MONTHS.....	4
NUMBER OF LENDING TRANSACTIONS.....	5
NUMBER OF LENDING TRANSACTIONS – LAST 12 MONTHS.....	5
SECURITIES LENDING - GOVERNMENT BONDS	6
MOST LENT ISSUES BY VOLUME	6
TOP 5 ISSUES LENT BY VOLUME	7
VOLUME OF ALL SECURITIES LENT - LAST 12 MONTHS	7
TOP 5 ISSUES LENT BY NUMBER OF TRANSACTIONS.....	8
NUMBER OF ALL LENDING TRANSACTIONS – LAST 12 MONTHS.....	8

Note:

The lending statistics are based on the results of settlement within the UNIVYC settlement system, indicating the type of trade SECL and SECB on the credit side of the transfer.

SECURITIES LENDING - SHARES

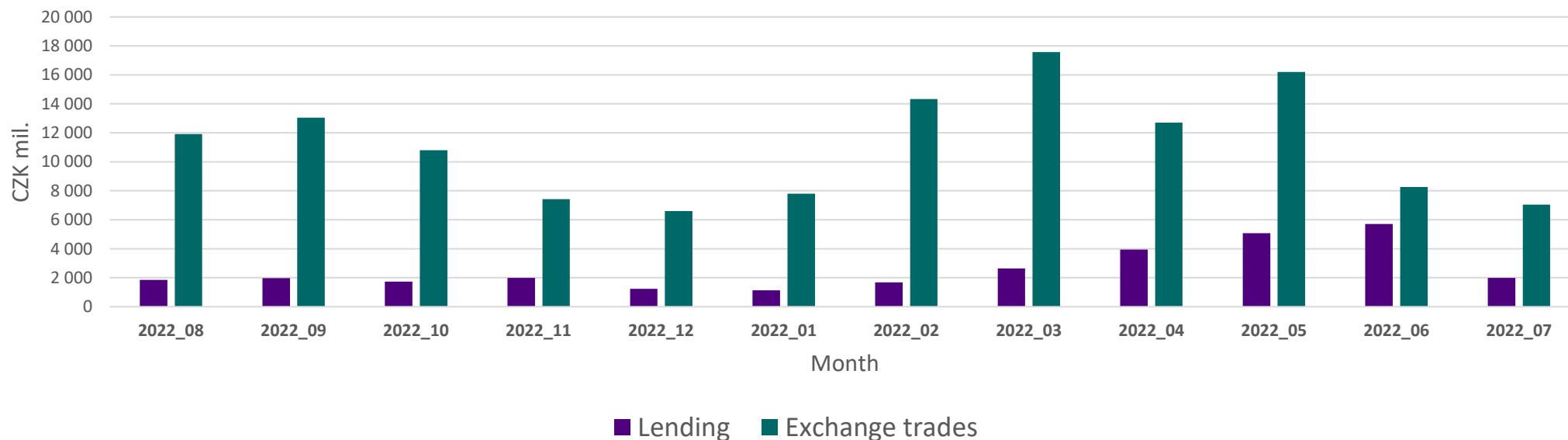
Most lent issues by volume



Volume of securities lent

ISIN	Volume of securities lent (CZK)	Volume of exchange trades (CZK)	Proportion (%)
AT0000652011 Erste Group Bank AG	8 263 823	1 318 774 903	0,63%
CS0008418869 PHILIP MORRIS ČR A.S.	9 175 120	64 678 860	14,19%
CZ0005112300 ČEZ, a. s.	1 478 589 401	3 338 229 526	44,29%
CZ0008019106 KOMERČNÍ BANKA, A.S.	368 415 807	1 341 092 025	27,47%
CZ0008040318 MONETA MONEY BANK, A. S.	114 449 599	902 488 084	12,68%
CZ0009000121 KOFOLA ČESKOSLOVENSKO A.S.	42 366	26 304 222	0,16%
CZ0009008942 Colt CZ Group SE	11 274 421	48 317 661	23,33%
Total	1 990 210 536	7 039 885 281	28,27%

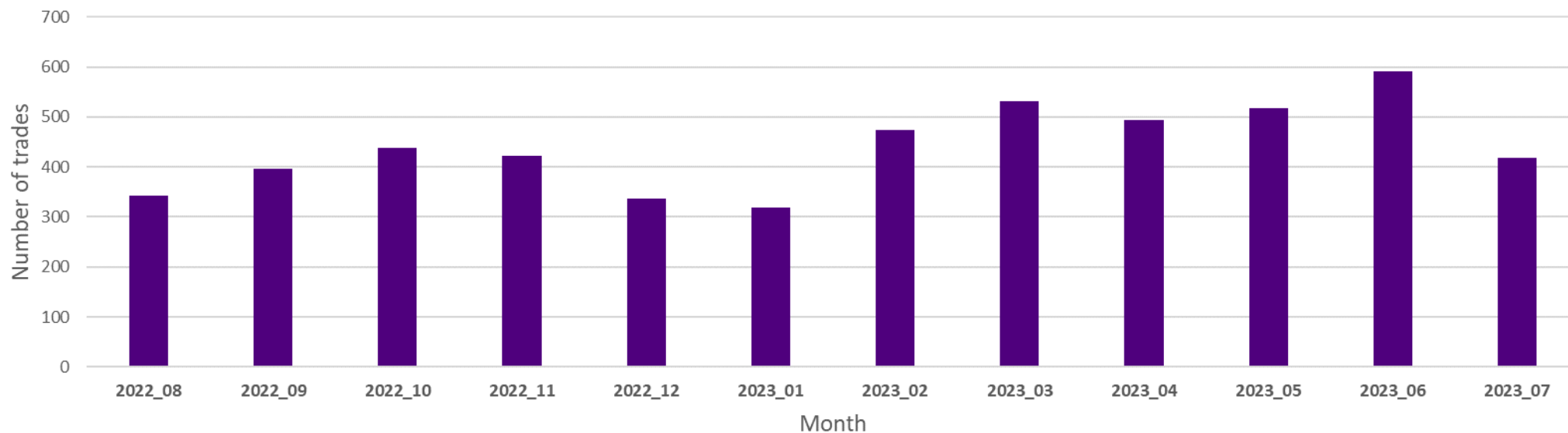
Volume of securities lent – last 12 months



Number of lending transactions

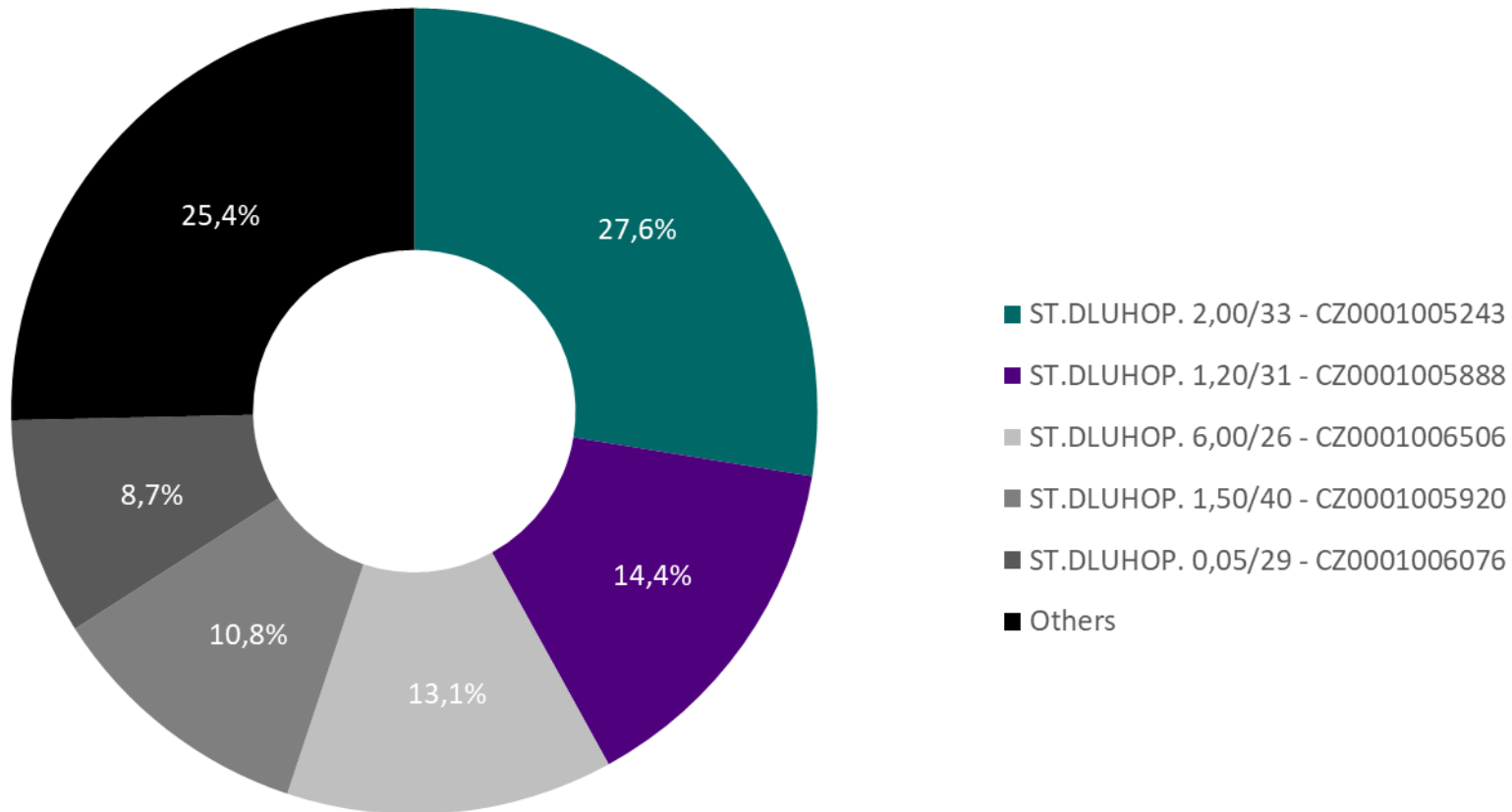
ISIN	Number of lending transactions	Number of exchange trades	Proportion (%)
AT0000652011 Erste Group Bank AG	6	10 130	0,06%
CS0008418869 PHILIP MORRIS ČR A.S.	24	916	2,62%
CZ0005112300 ČEZ, a. s.	159	20 024	0,79%
CZ0008019106 KOMERČNÍ BANKA, A.S.	122	10 562	1,16%
CZ0008040318 MONETA MONEY BANK, A. S.	93	5 868	1,58%
CZ0009000121 KOFOLA ČESKOSLOVENSKO A.S.	3	886	0,34%
CZ0009008942 Colt CZ Group SE	12	1 728	0,69%
Total	419	50 114	0,84%

Number of lending transactions – last 12 months



SECURITIES LENDING - GOVERNMENT BONDS

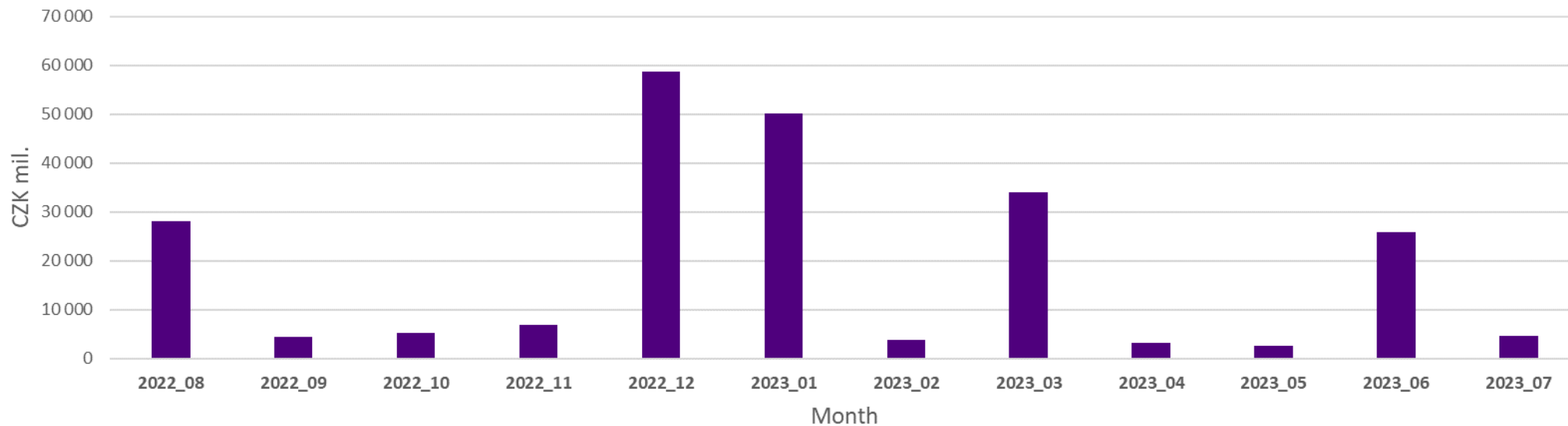
Most lent issues by volume



Top 5 issues lent by volume

ISIN	Volume of securities lent (CZK)	Volume of OTC transactions (CZK)	Proportion (%)
CZ0001005243 - ST.DLUHOP. 2,00/33	1 300 000 000	47 420 575 045	2,74%
CZ0001005888 - ST.DLUHOP. 1,20/31	679 320 000	75 538 684 467	0,90%
CZ0001005920 - ST.DLUHOP. 1,50/40	510 000 000	8 397 688 144	6,07%
CZ0001006076 - ST.DLUHOP. 0,05/29	411 000 000	25 594 767 815	1,61%
CZ0001006506 - ST.DLUHOP. 6,00/26	618 000 000	6 777 020 643	9,12%
Others	1 187 300 000	568 465 953 162	0,21%
Total	4 705 620 000	732 194 689 275	0,64%

Volume of all securities lent - last 12 months



Top 5 issues lent by number of transactions

ISIN	Number of lending transactions	Number of OTC transactions	Proportion (%)
CZ0001005243 - ST.DLUHOP. 2,00/33	6	416	1,44%
CZ0001005888 - ST.DLUHOP. 1,20/31	8	300	2,67%
CZ0001005920 - ST.DLUHOP. 1,50/40	7	245	2,86%
CZ0001006076 - ST.DLUHOP. 0,05/29	6	332	1,81%
CZ0001006431 - ST.DLUHOP. 3,50/35	6	205	2,93%
Others	22	3 827	0,57%
Total	55	5 325	1,03%

Number of all lending transactions – last 12 months

