



SECURITIES LENDING 2023

August

CENTRAL SECURITIES DEPOSITORY PRAGUE

OBSAH / CONTENT

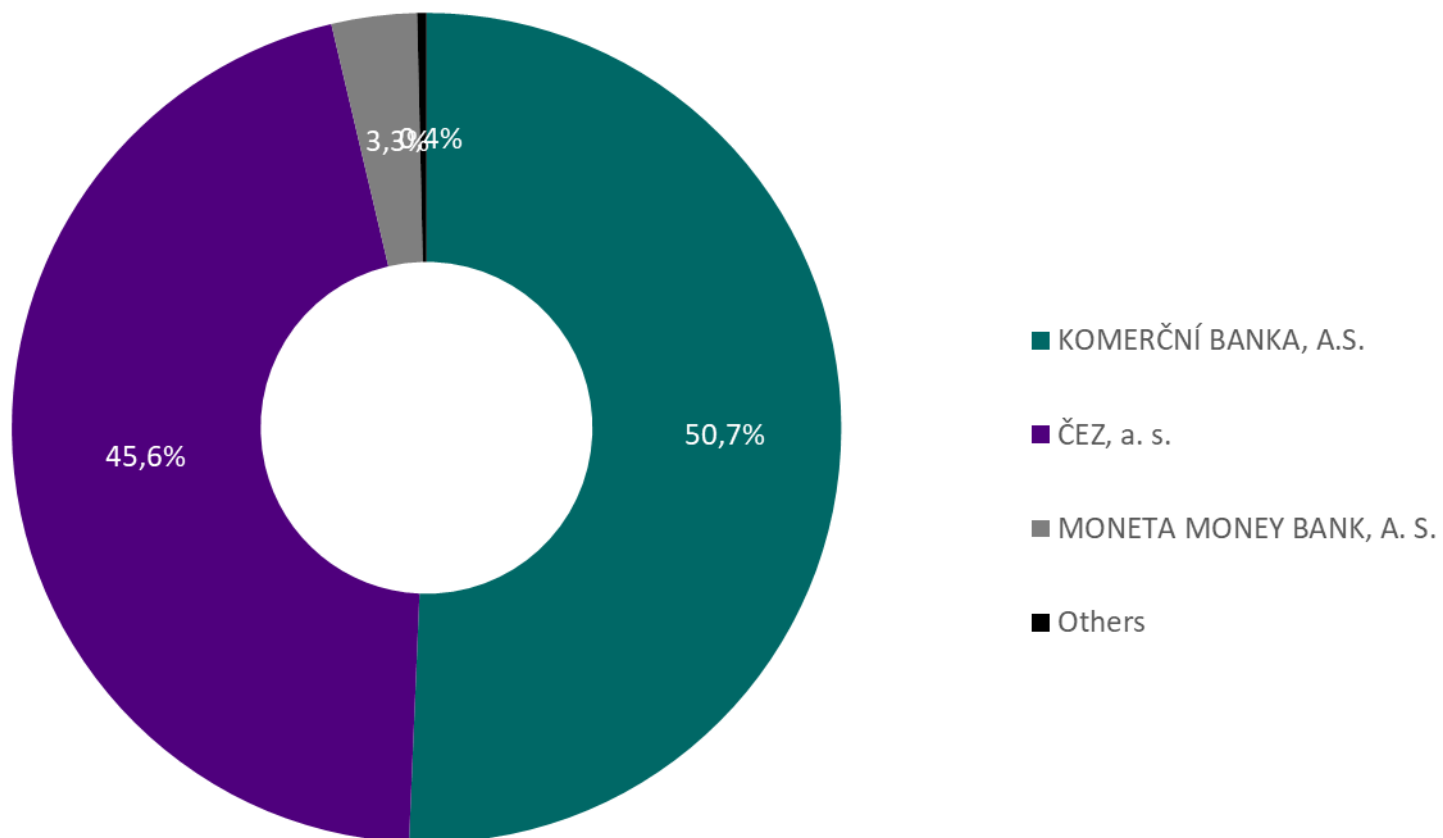
SECURITIES LENDING - SHARES	3
MOST LENT ISSUES BY VOLUME	3
VOLUME OF SECURITIES LENT.....	4
VOLUME OF SECURITIES LENT – LAST 12 MONTHS.....	4
NUMBER OF LENDING TRANSACTIONS.....	5
NUMBER OF LENDING TRANSACTIONS – LAST 12 MONTHS.....	5
SECURITIES LENDING - GOVERNMENT BONDS	6
MOST LENT ISSUES BY VOLUME	6
TOP 5 ISSUES LENT BY VOLUME	7
VOLUME OF ALL SECURITIES LENT - LAST 12 MONTHS	7
TOP 5 ISSUES LENT BY NUMBER OF TRANSACTIONS.....	8
NUMBER OF ALL LENDING TRANSACTIONS – LAST 12 MONTHS.....	8

Note:

The lending statistics are based on the results of settlement within the UNIVYC settlement system, indicating the type of trade SECL and SECB on the credit side of the transfer.

SECURITIES LENDING - SHARES

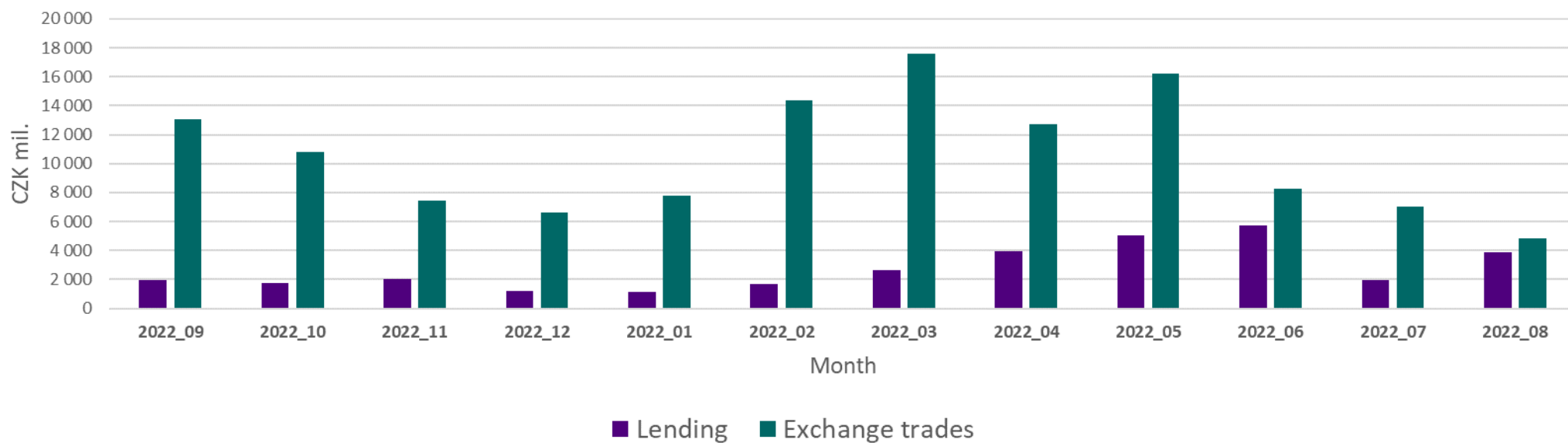
Most lent issues by volume



Volume of securities lent

ISIN	Volume of securities lent (CZK)	Volume of exchange trades (CZK)	Proportion (%)
CS0008418869 PHILIP MORRIS ČR A.S.	8 828 340	61 772 920	14,29%
CZ0005112300 ČEZ, a. s.	1 760 219 413	2 769 393 587	63,56%
CZ0008019106 KOMERČNÍ BANKA, A.S.	1 954 829 514	1 429 646 788	136,74%
CZ0008040318 MONETA MONEY BANK, A. S.	128 430 577	480 573 307	26,72%
CZ0009008942 Colt CZ Group SE	5 195 232	83 703 650	6,21%
Total	3 857 503 076	4 825 090 251	79,95%

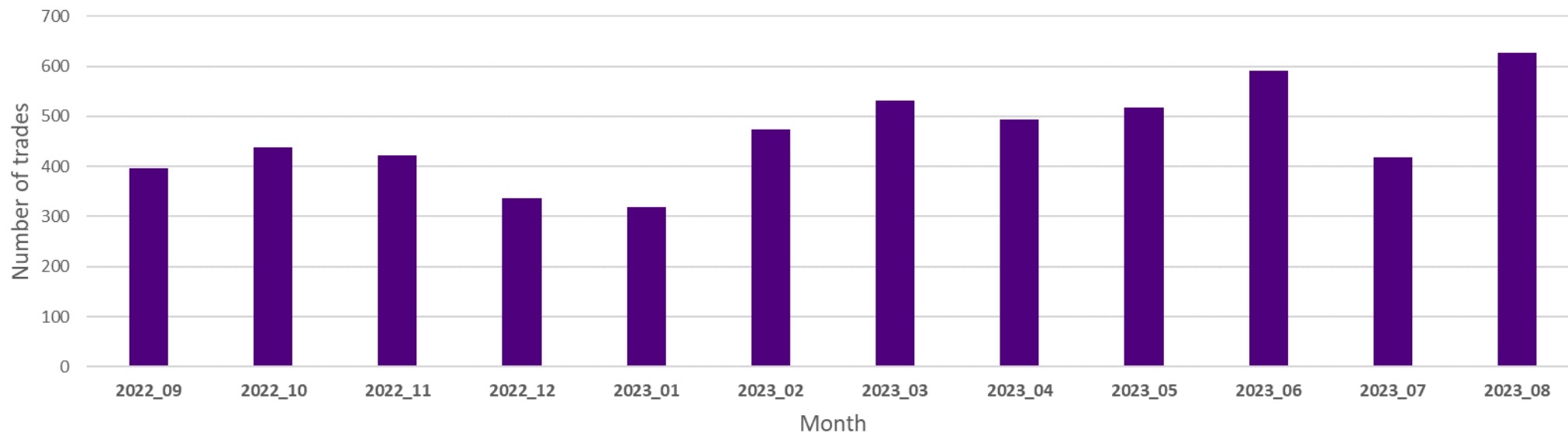
Volume of securities lent – last 12 months



Number of lending transactions

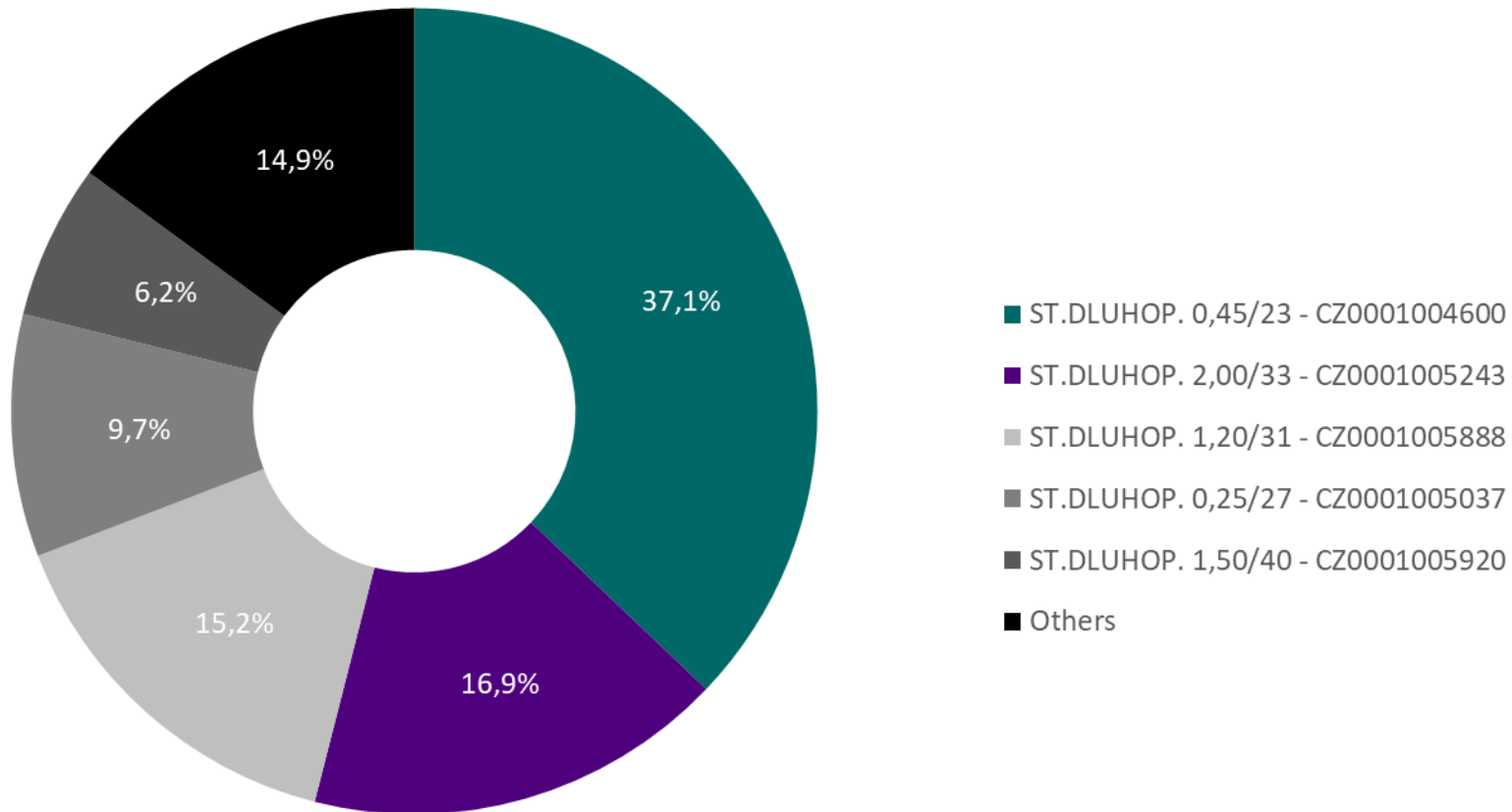
ISIN	Number of lending transactions	Number of exchange trades	Proportion (%)
CS0008418869 PHILIP MORRIS ČR A.S.	16	1 027	1,56%
CZ0005112300 ČEZ, a. s.	191	18 415	1,04%
CZ0008019106 KOMERČNÍ BANKA, A.S.	307	13 228	2,32%
CZ0008040318 MONETA MONEY BANK, A. S.	97	7 407	1,31%
CZ0009008942 Colt CZ Group SE	16	2 466	0,65%
Total	627	42 543	1,47%

Number of lending transactions – last 12 months



SECURITIES LENDING - GOVERNMENT BONDS

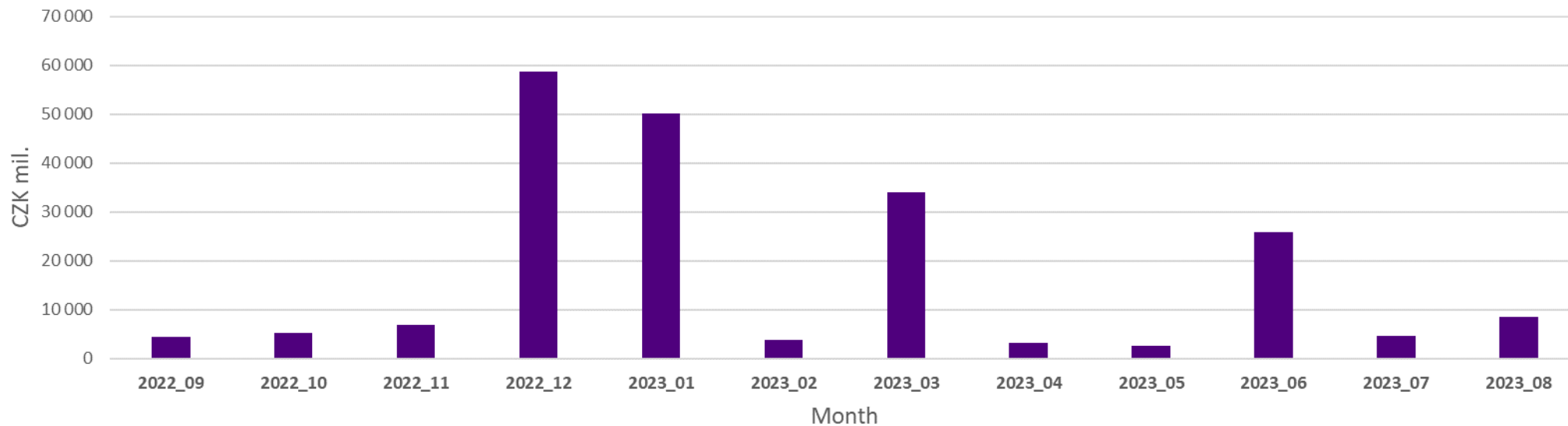
Most lent issues by volume



Top 5 issues lent by volume

ISIN	Volume of securities lent (CZK)	Volume of OTC transactions (CZK)	Proportion (%)
CZ0001004600 - ST.DLUHOP. 0,45/23	3 151 620 000	31 027 026 565	10,16%
CZ0001005037 - ST.DLUHOP. 0,25/27	826 000 000	99 945 380 372	0,83%
CZ0001005243 - ST.DLUHOP. 2,00/33	1 432 000 000	49 627 675 156	2,89%
CZ0001005888 - ST.DLUHOP. 1,20/31	1 289 610 000	63 551 125 393	2,03%
CZ0001005920 - ST.DLUHOP. 1,50/40	526 000 000	15 377 145 322	3,42%
Others	1 267 200 000	555 579 910 875	0,23%
Total	8 492 430 000	815 108 263 682	1,04%

Volume of all securities lent - last 12 months



Top 5 issues lent by number of transactions

ISIN	Number of lending transactions	Number of OTC transactions	Proportion (%)
CZ0001004469 - ST.DLUHOP. 1,00/26	6	208	2,88%
CZ0001004477 - ST.DLUHOP. 0,95/30	8	429	1,86%
CZ0001005888 - ST.DLUHOP. 1,20/31	14	301	4,65%
CZ0001005920 - ST.DLUHOP. 1,50/40	10	327	3,06%
CZ0001006076 - ST.DLUHOP. 0,05/29	6	443	1,35%
Others	22	4 876	0,45%
Total	66	6 584	1,00%

Number of all lending transactions – last 12 months

