

SECURITIES LENDING 2023
September

CENTRAL SECURITIES DEPOSITORY PRAGUE

OBSAH / CONTENT

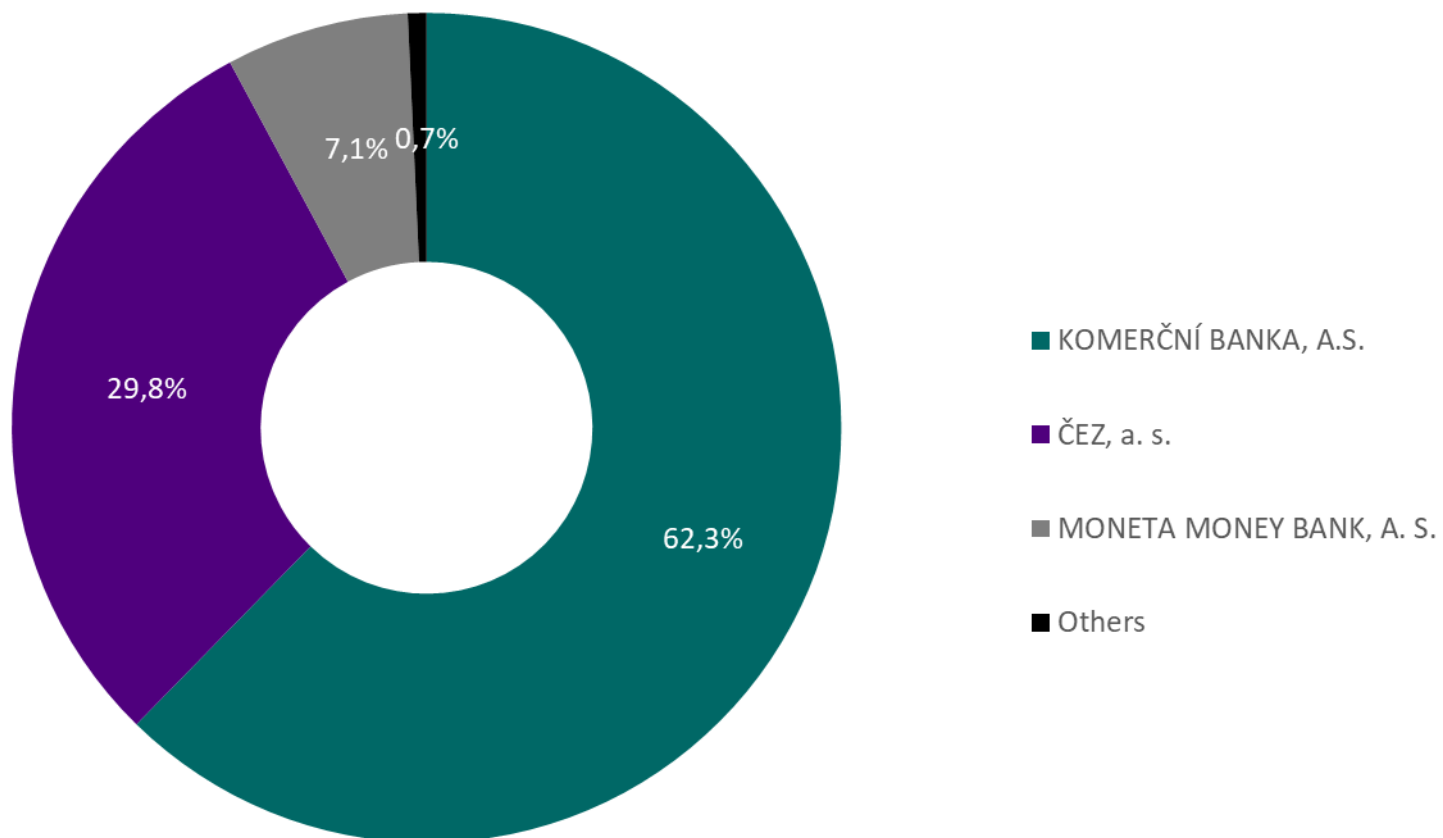
SECURITIES LENDING - SHARES	3
MOST LENT ISSUES BY VOLUME	3
VOLUME OF SECURITIES LENT.....	4
VOLUME OF SECURITIES LENT – LAST 12 MONTHS.....	4
NUMBER OF LENDING TRANSACTIONS.....	5
NUMBER OF LENDING TRANSACTIONS – LAST 12 MONTHS.....	5
SECURITIES LENDING - GOVERNMENT BONDS	6
MOST LENT ISSUES BY VOLUME	6
TOP 5 ISSUES LENT BY VOLUME	7
VOLUME OF ALL SECURITIES LENT - LAST 12 MONTHS	7
TOP 5 ISSUES LENT BY NUMBER OF TRANSACTIONS.....	8
NUMBER OF ALL LENDING TRANSACTIONS – LAST 12 MONTHS.....	8

Note:

The lending statistics are based on the results of settlement within the UNIVYC settlement system, indicating the type of trade SECL and SECB on the credit side of the transfer.

SECURITIES LENDING - SHARES

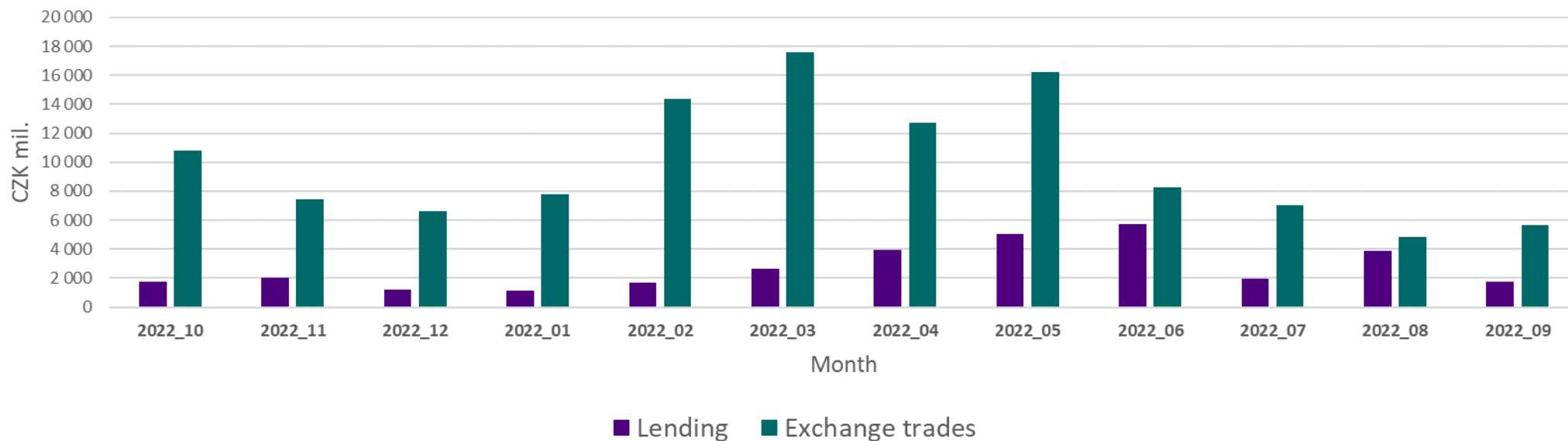
Most lent issues by volume



Volume of securities lent

ISIN	Volume of securities lent (CZK)	Volume of exchange trades (CZK)	Proportion (%)
CS0008418869 PHILIP MORRIS ČR A.S.	6 636 160	64 335 100	10,31%
CZ0005112300 ČEZ, a. s.	523 868 423	3 073 200 562	17,05%
CZ0008019106 KOMERČNÍ BANKA, A.S.	1 095 171 308	1 830 986 327	59,81%
CZ0008040318 MONETA MONEY BANK, A. S.	125 277 983	633 019 056	19,79%
CZ0009000121 KOFOLA ČESKOSLOVENSKO A.S.	134 000	19 708 637	0,68%
CZ0009008942 Colt CZ Group SE	6 011 396	45 850 460	13,11%
Total	1 757 099 269	5 667 100 141	31,01%

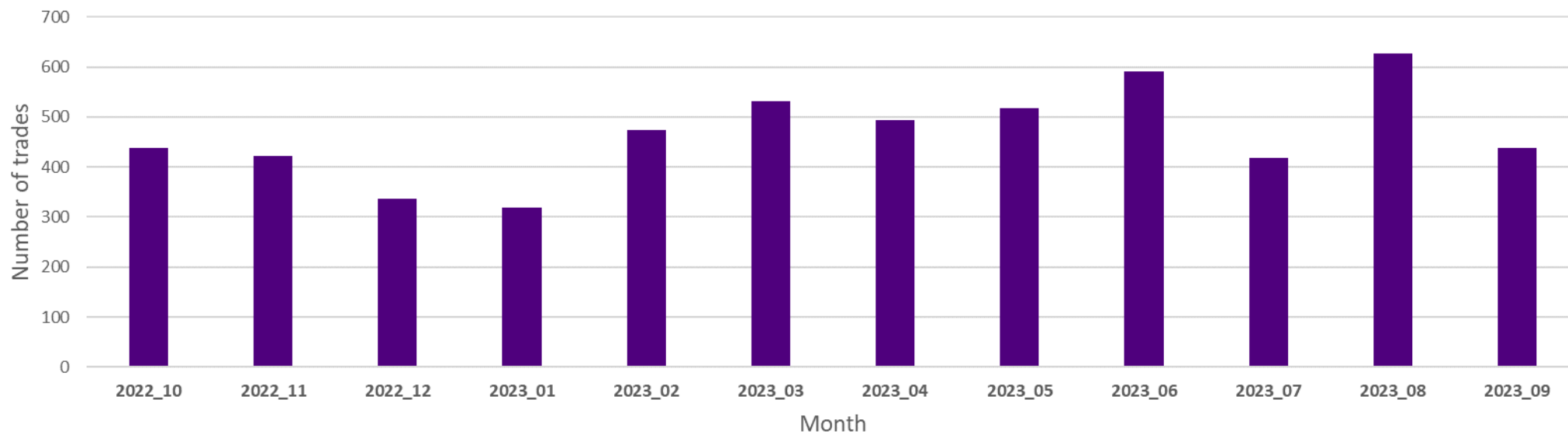
Volume of securities lent – last 12 months



Number of lending transactions

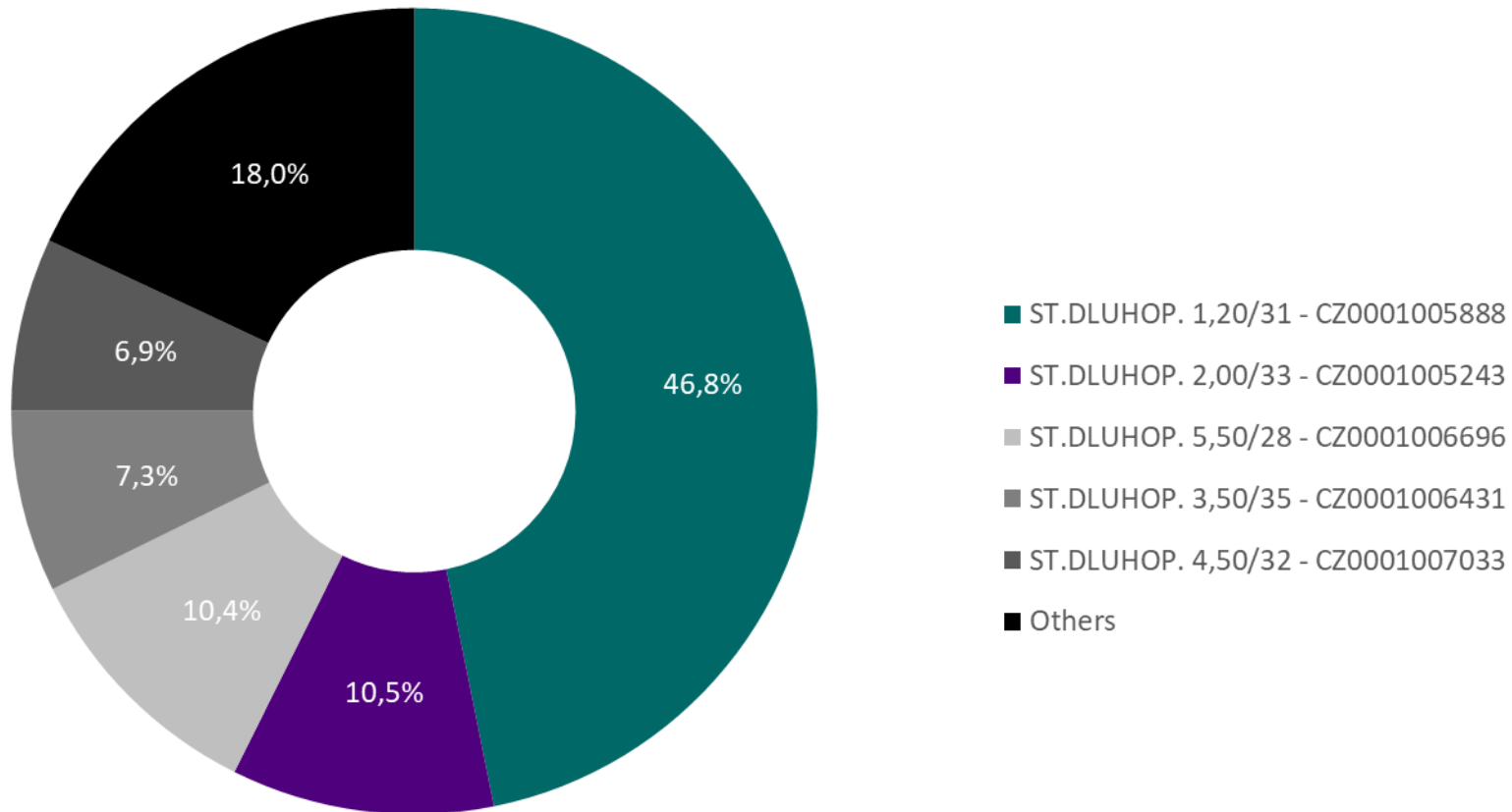
ISIN	Number of lending transactions	Number of exchange trades	Proportion (%)
CS0008418869 PHILIP MORRIS ČR A.S.	4	1 003	0,40%
CZ0005112300 ČEZ, a. s.	196	18 573	1,06%
CZ0008019106 KOMERČNÍ BANKA, A.S.	121	16 300	0,74%
CZ0008040318 MONETA MONEY BANK, A. S.	108	8 376	1,29%
CZ0009000121 KOFOLA ČESKOSLOVENSKO A.S.	1	1 116	0,09%
CZ0009008942 Colt CZ Group SE	9	1 735	0,52%
Total	439	47 103	0,93%

Number of lending transactions – last 12 months



SECURITIES LENDING - GOVERNMENT BONDS

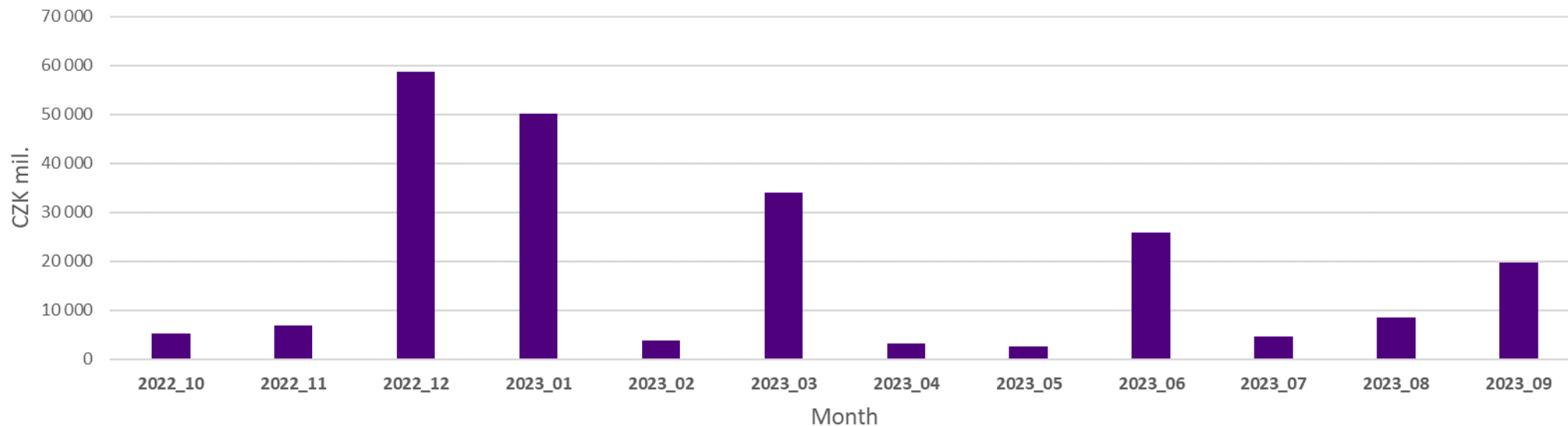
Most lent issues by volume



Top 5 issues lent by volume

ISIN	Volume of securities lent (CZK)	Volume of OTC transactions (CZK)	Proportion (%)
CZ0001005243 - ST.DLUHOP. 2,00/33	2 091 000 000	36 349 765 557	5,75%
CZ0001005888 - ST.DLUHOP. 1,20/31	9 295 400 000	63 232 841 152	14,70%
CZ0001006431 - ST.DLUHOP. 3,50/35	1 450 000 000	17 018 618 243	8,52%
CZ0001006696 - ST.DLUHOP. 5,50/28	2 057 000 000	61 025 469 029	3,37%
CZ0001007033 - ST.DLUHOP. 4,50/32	1 376 000 000	28 321 433 114	4,86%
Others	3 580 500 000	738 399 278 705	0,48%
Total	19 849 900 000	944 347 405 801	2,10%

Volume of all securities lent - last 12 months



Top 5 issues lent by number of transactions

ISIN	Number of lending transactions	Number of OTC transactions	Proportion (%)
CZ0001003859 - ST.DLUHOP. 2,50/28	4	443	0,90%
CZ0001004477 - ST.DLUHOP. 0,95/30	4	395	1,01%
CZ0001005037 - ST.DLUHOP. 0,25/27	6	338	1,78%
CZ0001005243 - ST.DLUHOP. 2,00/33	5	219	2,28%
CZ0001006696 - ST.DLUHOP. 5,50/28	5	415	1,20%
CZ0001007033 - ST.DLUHOP. 4,50/32	5	176	2,84%
Others	32	4 672	0,68%
Total	61	6 658	0,92%

Number of all lending transactions – last 12 months

