

SECURITIES LENDING 2023
November

CENTRAL SECURITIES DEPOSITORY PRAGUE

OBSAH / CONTENT

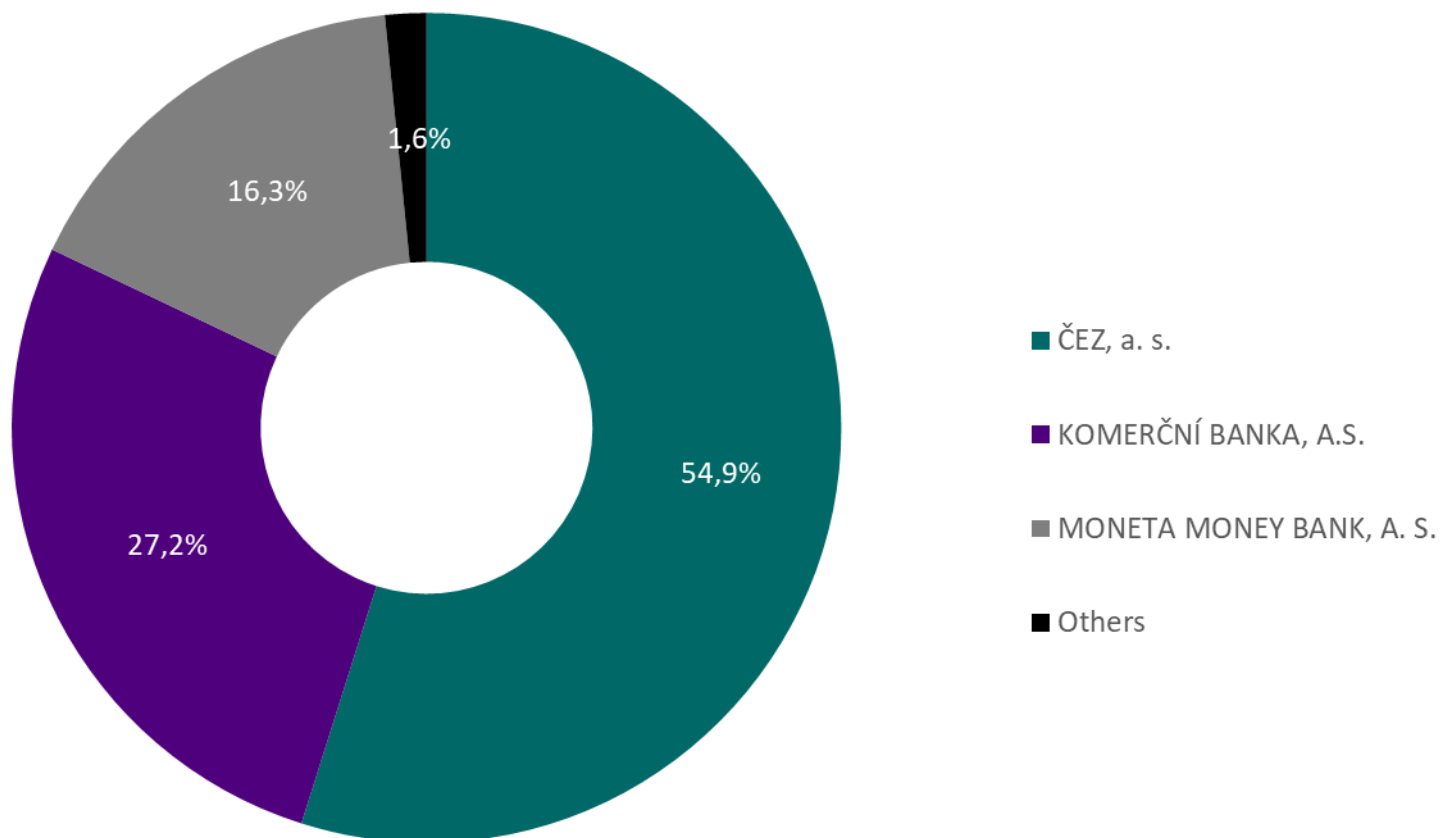
SECURITIES LENDING - SHARES	3
MOST LENT ISSUES BY VOLUME	3
VOLUME OF SECURITIES LENT.....	4
VOLUME OF SECURITIES LENT – LAST 12 MONTHS.....	4
NUMBER OF LENDING TRANSACTIONS.....	5
NUMBER OF LENDING TRANSACTIONS – LAST 12 MONTHS.....	5
SECURITIES LENDING - GOVERNMENT BONDS	6
MOST LENT ISSUES BY VOLUME	6
TOP 5 ISSUES LENT BY VOLUME	7
VOLUME OF ALL SECURITIES LENT - LAST 12 MONTHS	7
TOP 5 ISSUES LENT BY NUMBER OF TRANSACTIONS.....	8
NUMBER OF ALL LENDING TRANSACTIONS – LAST 12 MONTHS.....	8

Note:

The lending statistics are based on the results of settlement within the UNIVYC settlement system, indicating the type of trade SECL and SECB on the credit side of the transfer.

SECURITIES LENDING - SHARES

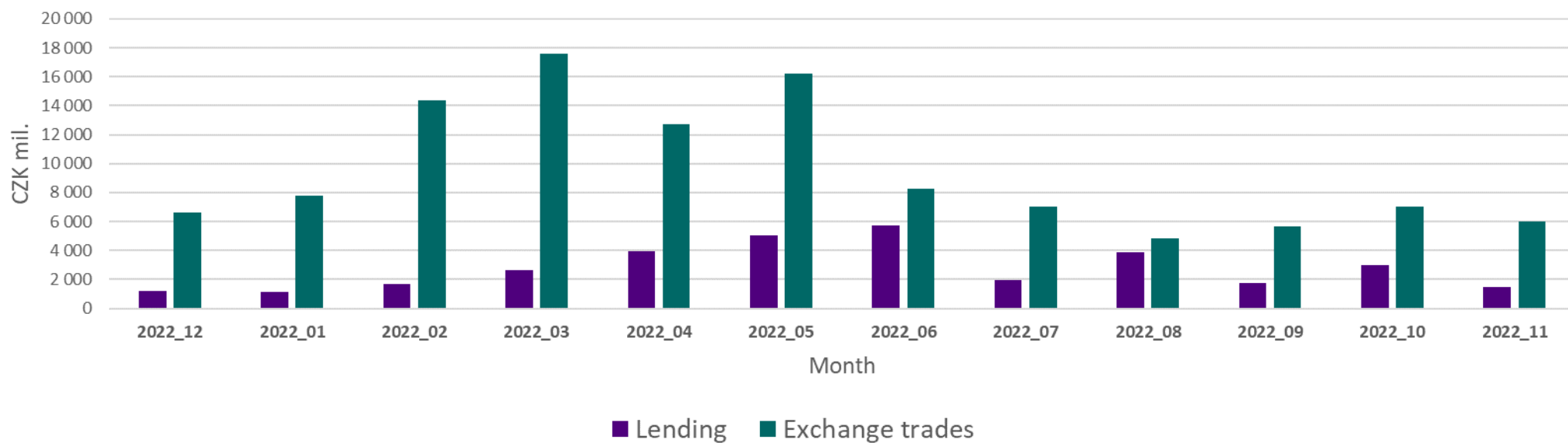
Most lent issues by volume



Volume of securities lent

ISIN	Volume of securities lent (CZK)	Volume of exchange trades (CZK)	Proportion (%)
CS0008418869 PHILIP MORRIS ČR A.S.	19 505 680	156 481 080	12,47%
CZ0005112300 ČEZ, a. s.	806 556 857	3 353 846 643	24,05%
CZ0008019106 KOMERČNÍ BANKA, A.S.	399 595 066	1 803 995 048	22,15%
CZ0008040318 MONETA MONEY BANK, A. S.	239 852 344	507 099 531	47,30%
CZ0009008942 Colt CZ Group SE	4 135 329	195 811 380	2,11%
Total	1 469 645 275	6 017 233 681	24,42%

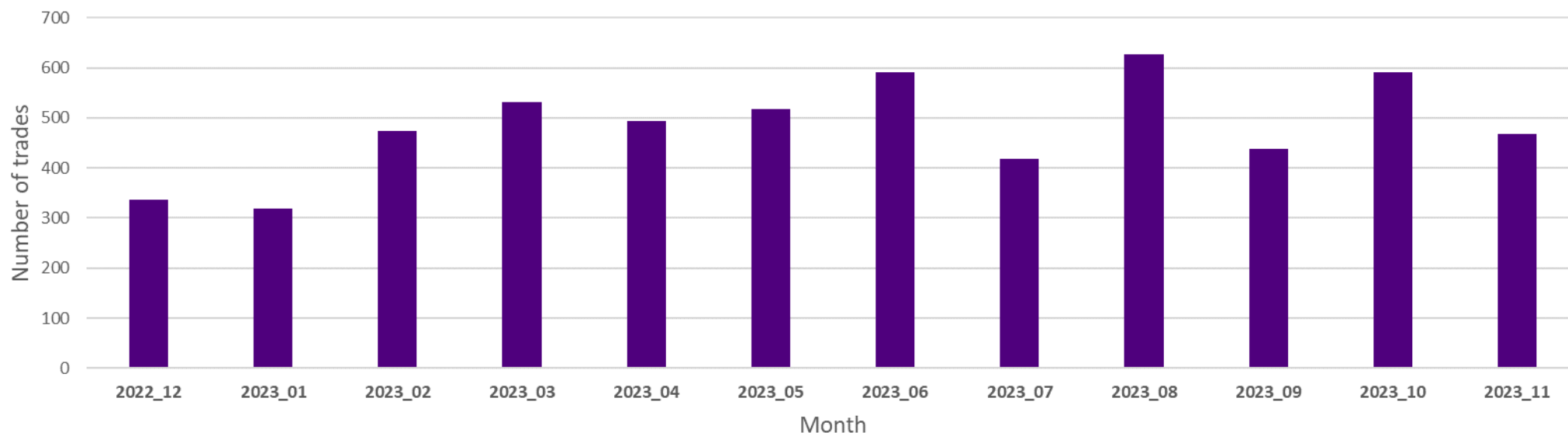
Volume of securities lent – last 12 months



Number of lending transactions

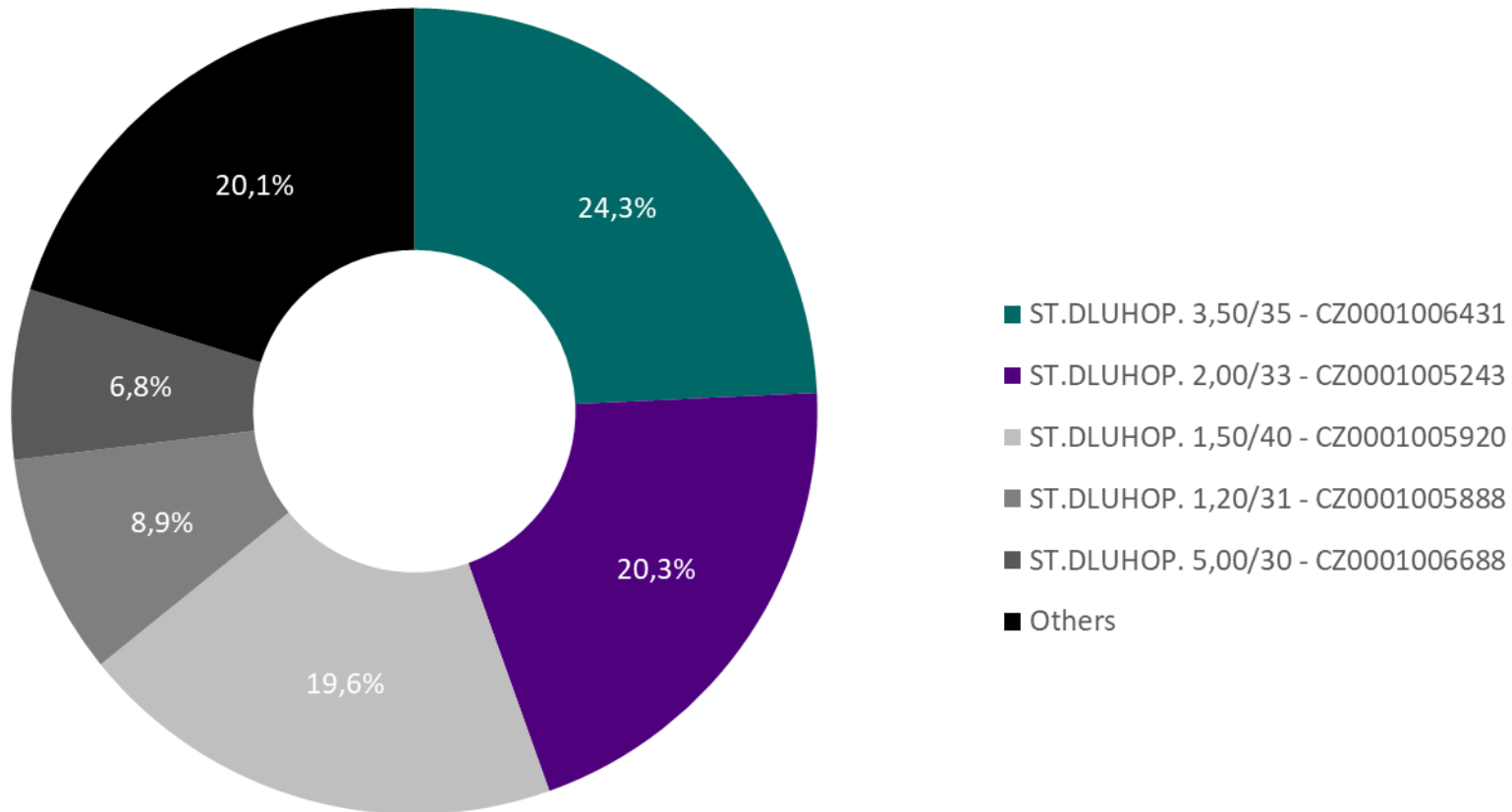
ISIN	Number of lending transactions	Number of exchange trades	Proportion (%)
CS0008418869 PHILIP MORRIS ČR A.S.	32	2 461	1,30%
CZ0005112300 ČEZ, a. s.	164	20 144	0,81%
CZ0008019106 KOMERČNÍ BANKA, A.S.	159	15 135	1,05%
CZ0008040318 MONETA MONEY BANK, A. S.	103	7 969	1,29%
CZ0009008942 Colt CZ Group SE	10	3 477	0,29%
Total	468	49 186	0,95%

Number of lending transactions – last 12 months



SECURITIES LENDING - GOVERNMENT BONDS

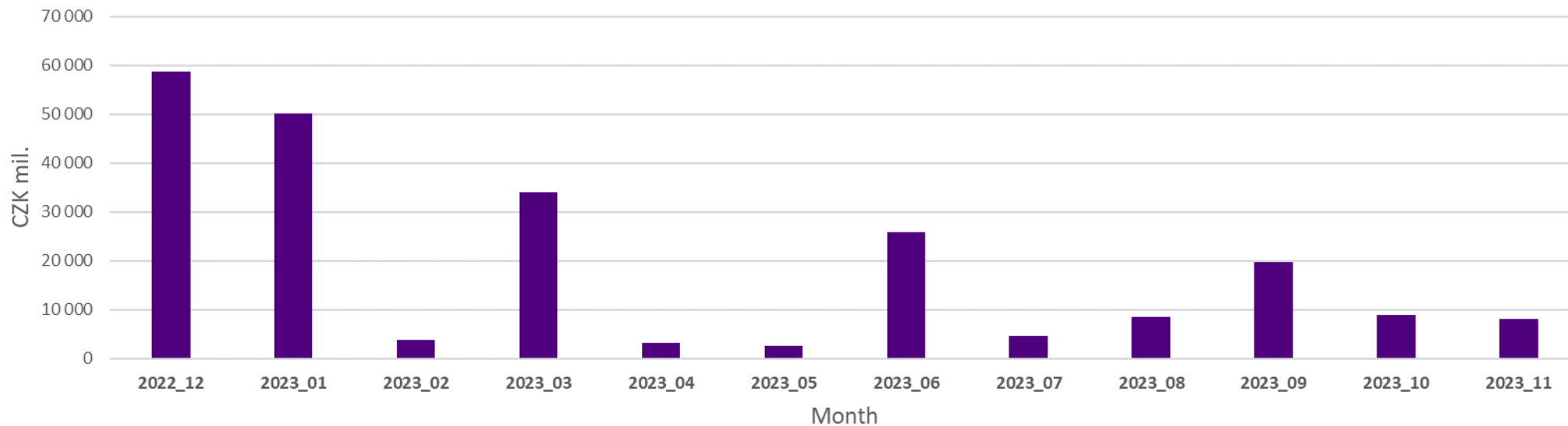
Most lent issues by volume



Top 5 issues lent by volume

ISIN	Volume of securities lent (CZK)	Volume of OTC transactions (CZK)	Proportion (%)
CZ0001005243 - ST.DLUHOP. 2,00/33	1 637 000 000	55 726 933 647	2,94%
CZ0001005888 - ST.DLUHOP. 1,20/31	716 290 000	79 681 759 467	0,90%
CZ0001005920 - ST.DLUHOP. 1,50/40	1 584 140 000	22 468 487 274	7,05%
CZ0001006431 - ST.DLUHOP. 3,50/35	1 959 000 000	17 732 479 825	11,05%
CZ0001006688 - ST.DLUHOP. 5,00/30	551 000 000	12 479 458 285	4,42%
Others	1 622 690 000	779 918 295 969	0,21%
Total	8 070 120 000	968 007 414 468	0,83%

Volume of all securities lent - last 12 months



Top 5 issues lent by number of transactions

ISIN	Number of lending transactions	Number of OTC transactions	Proportion (%)
CZ0001003859 - ST.DLUHOP. 2,50/28	14	489	2,86%
CZ0001004477 - ST.DLUHOP. 0,95/30	15	283	5,30%
CZ0001005243 - ST.DLUHOP. 2,00/33	11	377	2,92%
CZ0001005888 - ST.DLUHOP. 1,20/31	11	297	3,70%
CZ0001005920 - ST.DLUHOP. 1,50/40	14	312	4,49%
Others	26	5 841	0,45%
Total	91	7 599	1,20%

Number of all lending transactions – last 12 months

