



SECURITIES LENDING 2023

December

CENTRAL SECURITIES DEPOSITORY PRAGUE

OBSAH / CONTENT

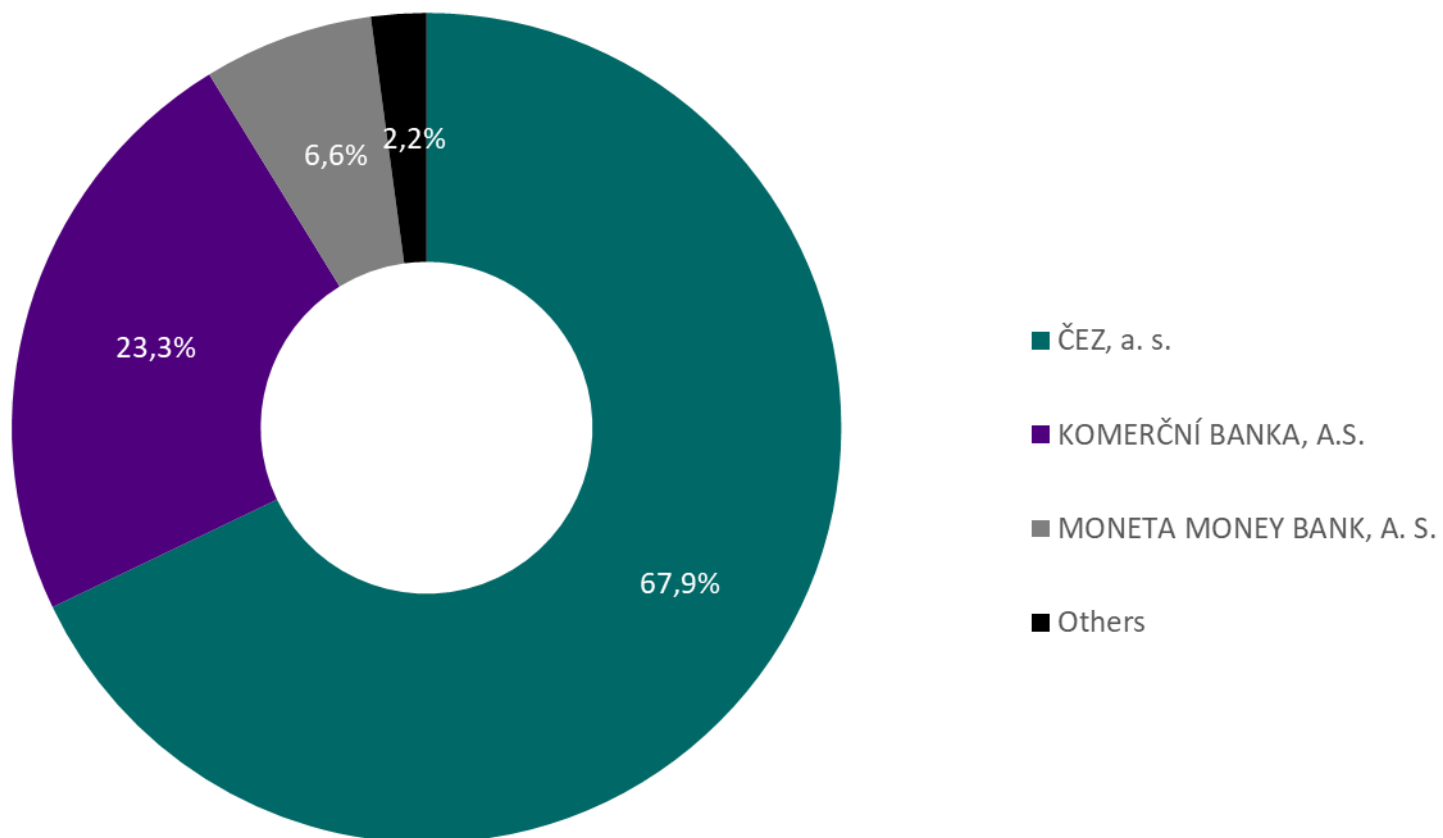
SECURITIES LENDING - SHARES	3
MOST LENT ISSUES BY VOLUME	3
VOLUME OF SECURITIES LENT.....	4
VOLUME OF SECURITIES LENT – LAST 12 MONTHS.....	4
NUMBER OF LENDING TRANSACTIONS.....	5
NUMBER OF LENDING TRANSACTIONS – LAST 12 MONTHS.....	5
SECURITIES LENDING - GOVERNMENT BONDS	6
MOST LENT ISSUES BY VOLUME	6
TOP 5 ISSUES LENT BY VOLUME	7
VOLUME OF ALL SECURITIES LENT - LAST 12 MONTHS	7
TOP 5 ISSUES LENT BY NUMBER OF TRANSACTIONS.....	8
NUMBER OF ALL LENDING TRANSACTIONS – LAST 12 MONTHS.....	8

Note:

The lending statistics are based on the results of settlement within the UNIVYC settlement system, indicating the type of trade SECL and SECB on the credit side of the transfer.

SECURITIES LENDING - SHARES

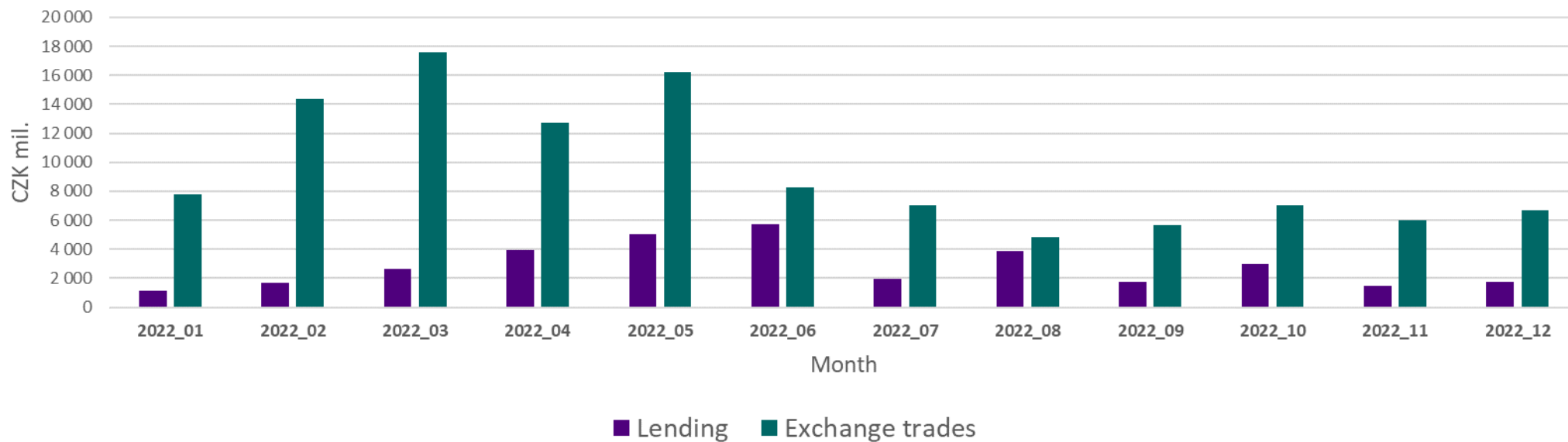
Most lent issues by volume



Volume of securities lent

ISIN	Volume of securities lent (CZK)	Volume of exchange trades (CZK)	Proportion (%)
CS0008418869 PHILIP MORRIS ČR A.S.	18 113 440	205 309 180	8,82%
CZ0005112300 ČEZ, a. s.	1 180 656 371	3 718 313 746	31,75%
CZ0008019106 KOMERČNÍ BANKA, A.S.	405 723 919	1 838 450 605	22,07%
CZ0008040318 MONETA MONEY BANK, A. S.	115 252 400	728 767 165	15,81%
CZ0009008942 Colt CZ Group SE	19 290 531	190 725 276	10,11%
Total	1 739 036 661	6 681 565 971	26,03%

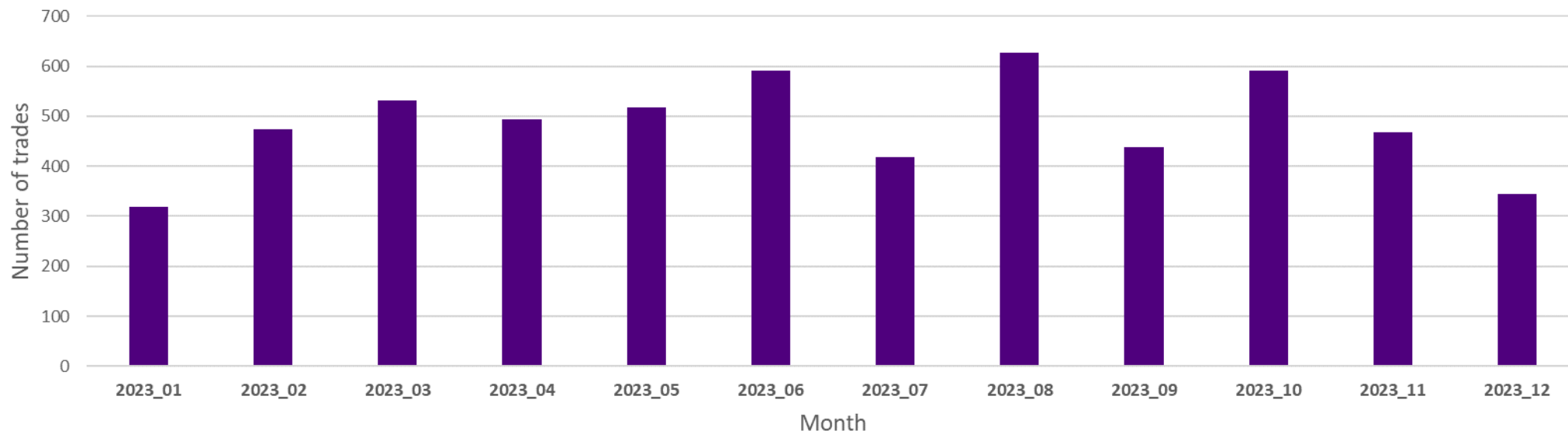
Volume of securities lent – last 12 months



Number of lending transactions

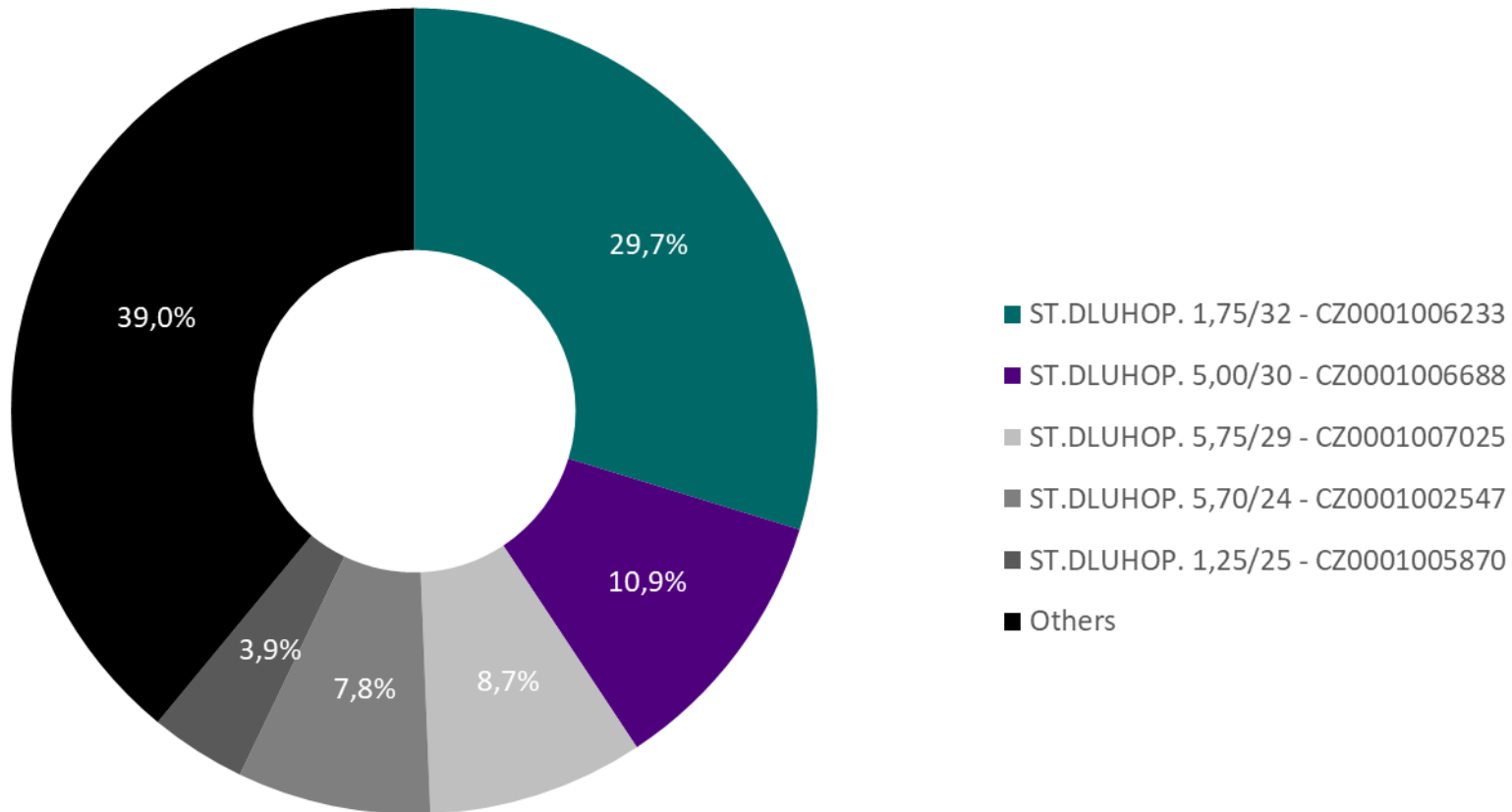
ISIN	Number of lending transactions	Number of exchange trades	Proportion (%)
CS0008418869 PHILIP MORRIS ČR A.S.	41	3 141	1,31%
CZ0005112300 ČEZ, a. s.	163	20 937	0,78%
CZ0008019106 KOMERČNÍ BANKA, A.S.	147	12 345	1,19%
CZ0008040318 MONETA MONEY BANK, A. S.	64	8 102	0,79%
CZ0009008942 Colt CZ Group SE	31	3 726	0,83%
Total	446	48 251	0,92%

Number of lending transactions – last 12 months



SECURITIES LENDING - GOVERNMENT BONDS

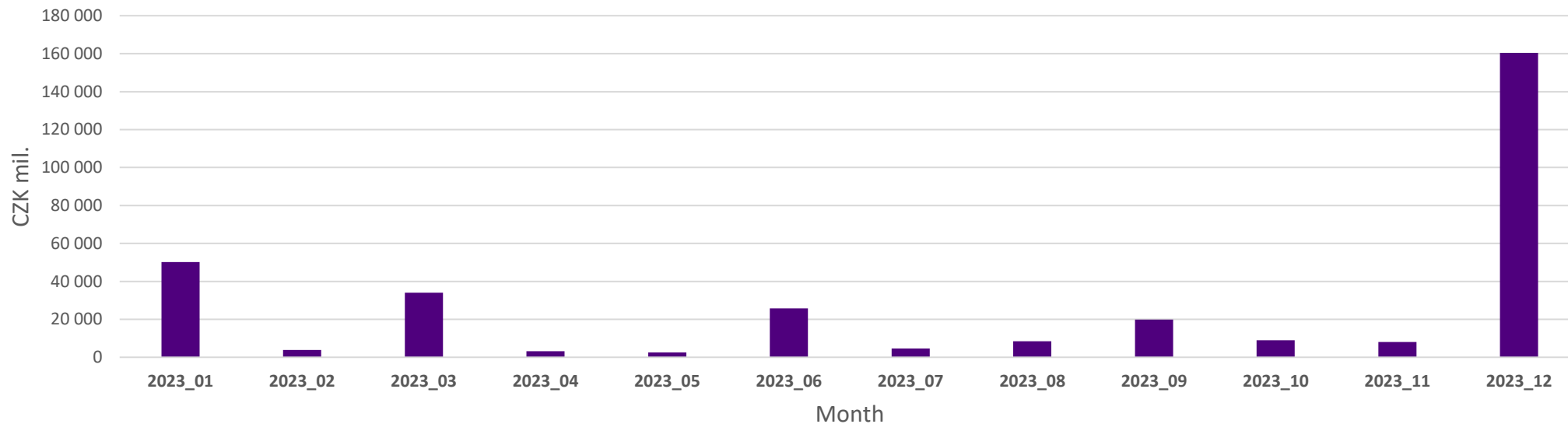
Most lent issues by volume



Top 5 issues lent by volume

ISIN	Volume of securities lent (CZK)	Volume of OTC transactions (CZK)	Proportion (%)
CZ0001002547 - ST.DLUHOP. 5,70/24	12 443 000 000	106 689 627 368	11,66%
CZ0001003859 - ST.DLUHOP. 2,50/28	5 297 550 000	91 814 688 834	5,77%
CZ0001005870 - ST.DLUHOP. 1,25/25	6 180 000 000	40 789 645 429	15,15%
CZ0001006233 - ST.DLUHOP. 1,75/32	47 697 000 000	187 917 690 875	25,38%
CZ0001006688 - ST.DLUHOP. 5,00/30	17 549 000 000	45 232 645 588	38,80%
Others	71 280 150 000	1 158 912 581 811	6,15%
Total	160 446 700 000	1 631 356 879 906	9,84%

Volume of all securities lent - last 12 months



Top 5 issues lent by number of transactions

ISIN	Number of lending transactions	Number of OTC transactions	Proportion (%)
CZ0001002547 - ST.DLUHOP. 5,70/24	16	174	2,19%
CZ0001003859 - ST.DLUHOP. 2,50/28	15	342	9,20%
CZ0001005920 - ST.DLUHOP. 1,50/40	14	311	4,39%
CZ0001006688 - ST.DLUHOP. 5,00/30	14	249	1,19%
CZ0001007025 - ST.DLUHOP. 5,75/29	26	565	3,23%
Others	122	5 178	2,36%
Total	207	6 819	3,04%

Number of all lending transactions – last 12 months

