



**Central Securities
Depository Prague**

Securities lending 2024

January

Central Securities Depository Prague, a. s.



Content

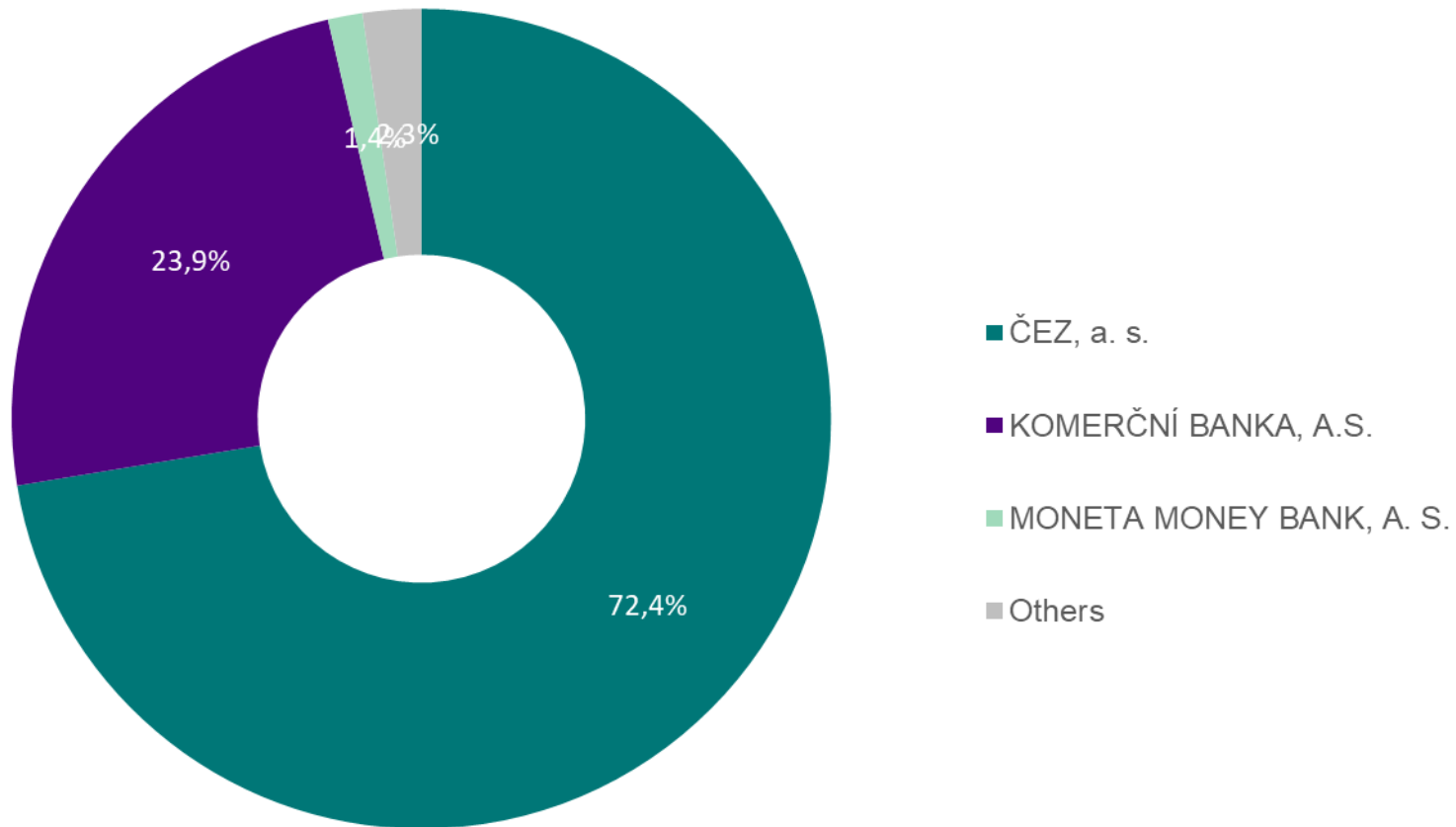
SECURITIES LENDING - SHARES	3
Most lent issues by value	3
Value of securities lent	4
Value of securities lent – last 12 months	4
Volume of lending transactions	5
Volume of all lending transactions – last 12 months	5
SECURITIES LENDING - GOVERNMENT BONDS	6
Most lent issues by value	6
Top 5 issues lent by value	7
Value of all securities lent - last 12 months	7
Top 5 issues lent by volume	8
Volume of all lending transactions – last 12 months	8

Note:

The lending statistics are based on the results of settlement within the UNIVYC settlement system, indicating the type of trade SECL and SECB on the credit side of the transfer.

SECURITIES LENDING - SHARES

Most lent issues by value

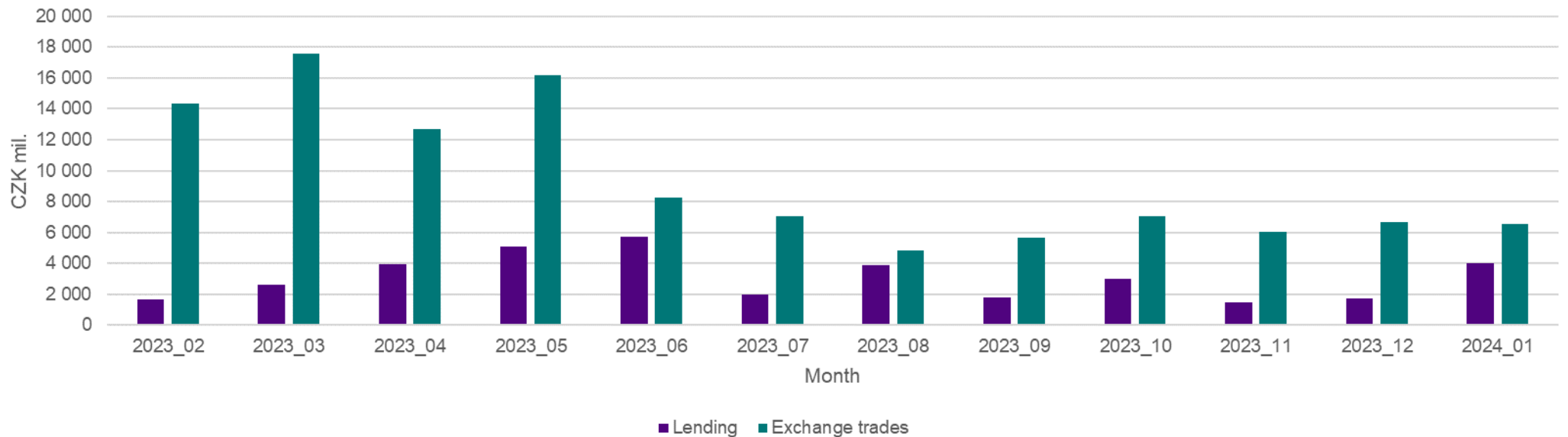




Value of securities lent

ISIN	Value of securities lent (CZK)	Value of exchange trades (CZK)	Proportion (%)
CS0008418869 PHILIP MORRIS ČR A.S.	49 014 860	201 056 620	24,38%
CZ0005112300 ČEZ, a. s.	2 917 008 846	3 593 982 885	81,16%
CZ0008019106 KOMERČNÍ BANKA, A.S.	964 780 579	1 875 010 785	51,45%
CZ0008040318 MONETA MONEY BANK, A. S.	54 941 615	706 214 366	7,78%
CZ0009008942 Colt CZ Group SE	45 765 952	146 814 898	31,17%
Total	4 031 511 852	6 523 079 554	61,80%

Value of securities lent – last 12 months

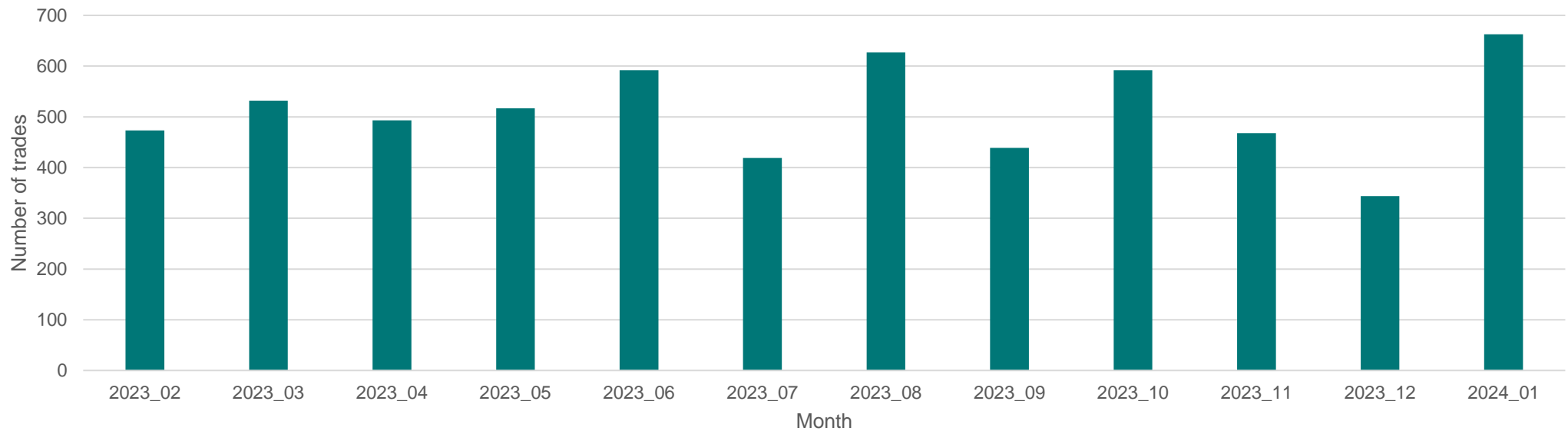




Volume of lending transactions

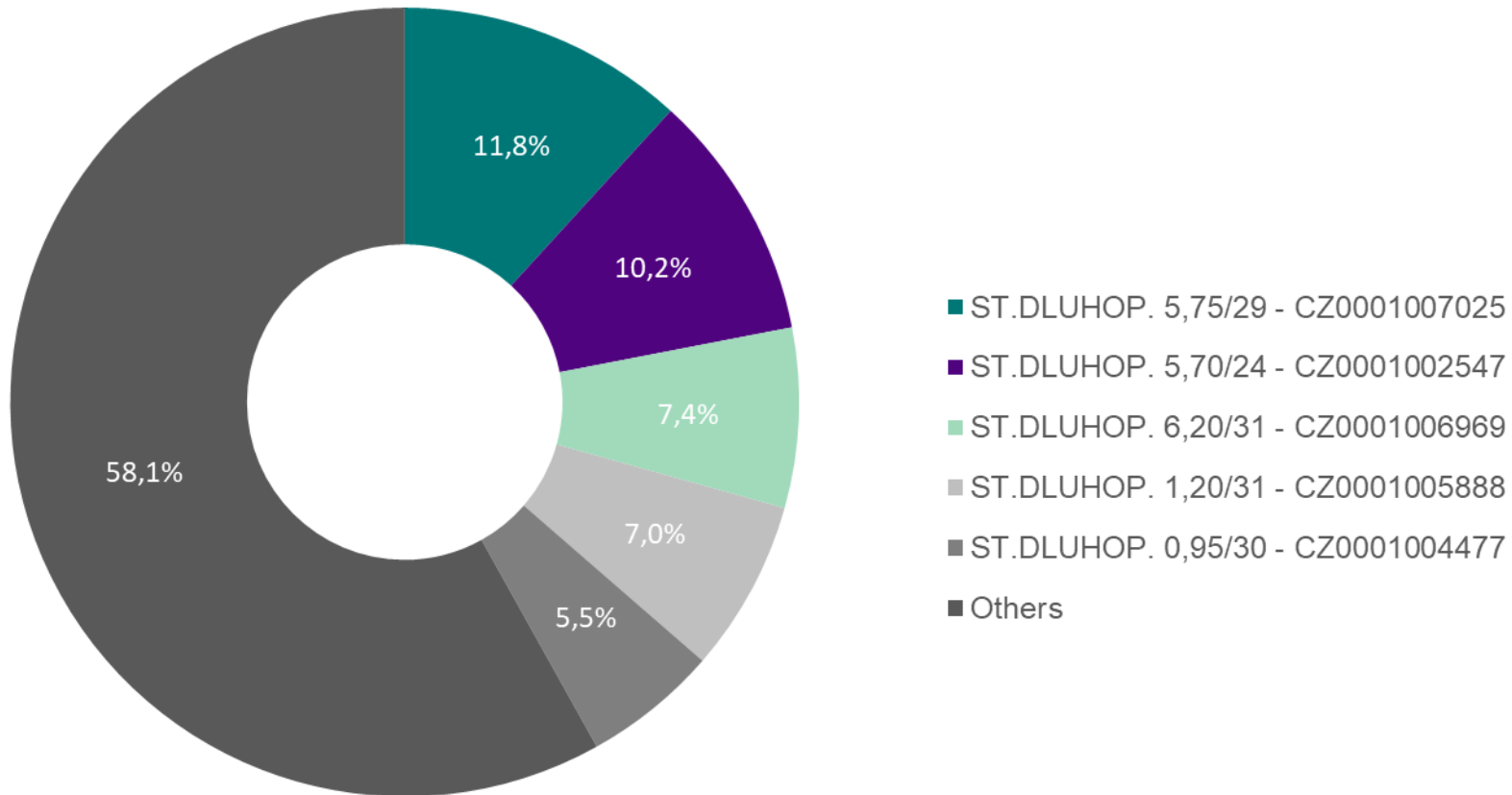
ISIN	Volume of lending transactions	Volume of exchange trades	Proportion (%)
CS0008418869 PHILIP MORRIS ČR A.S.	43	3 290	1,31%
CZ0005112300 ČEZ, a. s.	280	33 659	0,83%
CZ0008019106 KOMERČNÍ BANKA, A.S.	269	14 660	1,83%
CZ0008040318 MONETA MONEY BANK, A. S.	35	8 578	0,41%
CZ0009008942 Colt CZ Group SE	36	4 467	0,81%
Total	663	64 654	1,03%

Volume of all lending transactions – last 12 months



SECURITIES LENDING - GOVERNMENT BONDS

Most lent issues by value

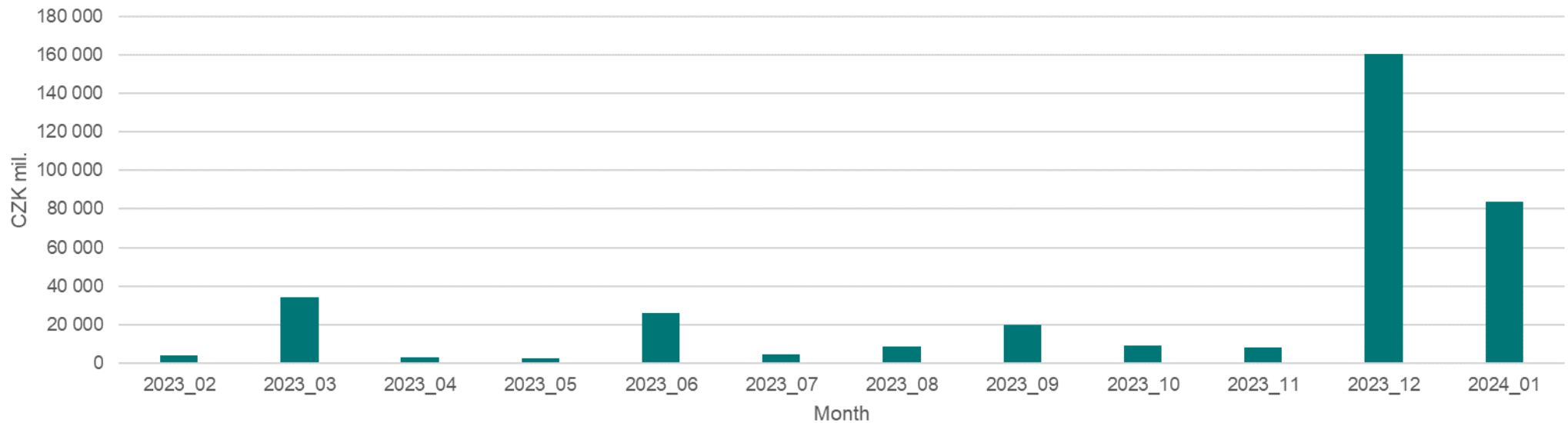




Top 5 issues lent by value

ISIN	Value of securities lent (CZK)	Value of OTC transactions (CZK)	Proportion (%)
CZ0001002547 - ST.DLUHOP. 5,70/24	8 512 760 000	50 844 950 600	16,74%
CZ0001004477 - ST.DLUHOP. 0,95/30	4 619 940 000	96 143 461 246	4,81%
CZ0001005888 - ST.DLUHOP. 1,20/31	5 894 820 000	131 983 125 174	4,47%
CZ0001006969 - ST.DLUHOP. 6,20/31	6 163 240 000	53 964 342 529	11,42%
CZ0001007025 - ST.DLUHOP. 5,75/29	9 853 470 000	80 741 634 482	12,20%
Others	48 582 690 000	1 302 117 986 953	3,73%
Total	83 626 920 000	1 715 795 500 984	4,87%

Value of all securities lent - last 12 months





Top 5 issues lent by volume

ISIN	Volume of lending transactions	Volume of OTC transactions	Proportion (%)
CZ0001003859 - ST.DLUHOP. 2,50/28	17	262	1,35%
CZ0001004469 - ST.DLUHOP. 1,00/26	16	243	6,49%
CZ0001006688 - ST.DLUHOP. 5,00/30	15	467	2,78%
CZ0001006969 - ST.DLUHOP. 6,20/31	12	165	3,14%
CZ0001007025 - ST.DLUHOP. 5,75/29	19	496	6,58%
Others	117	4 910	2,38%
Total	196	6 543	3,00%

Volume of all lending transactions – last 12 months

