



**Central Securities  
Depository Prague**

# Securities lending 2024

---

**February**

**Central Securities Depository Prague, a. s.**



# Content

---

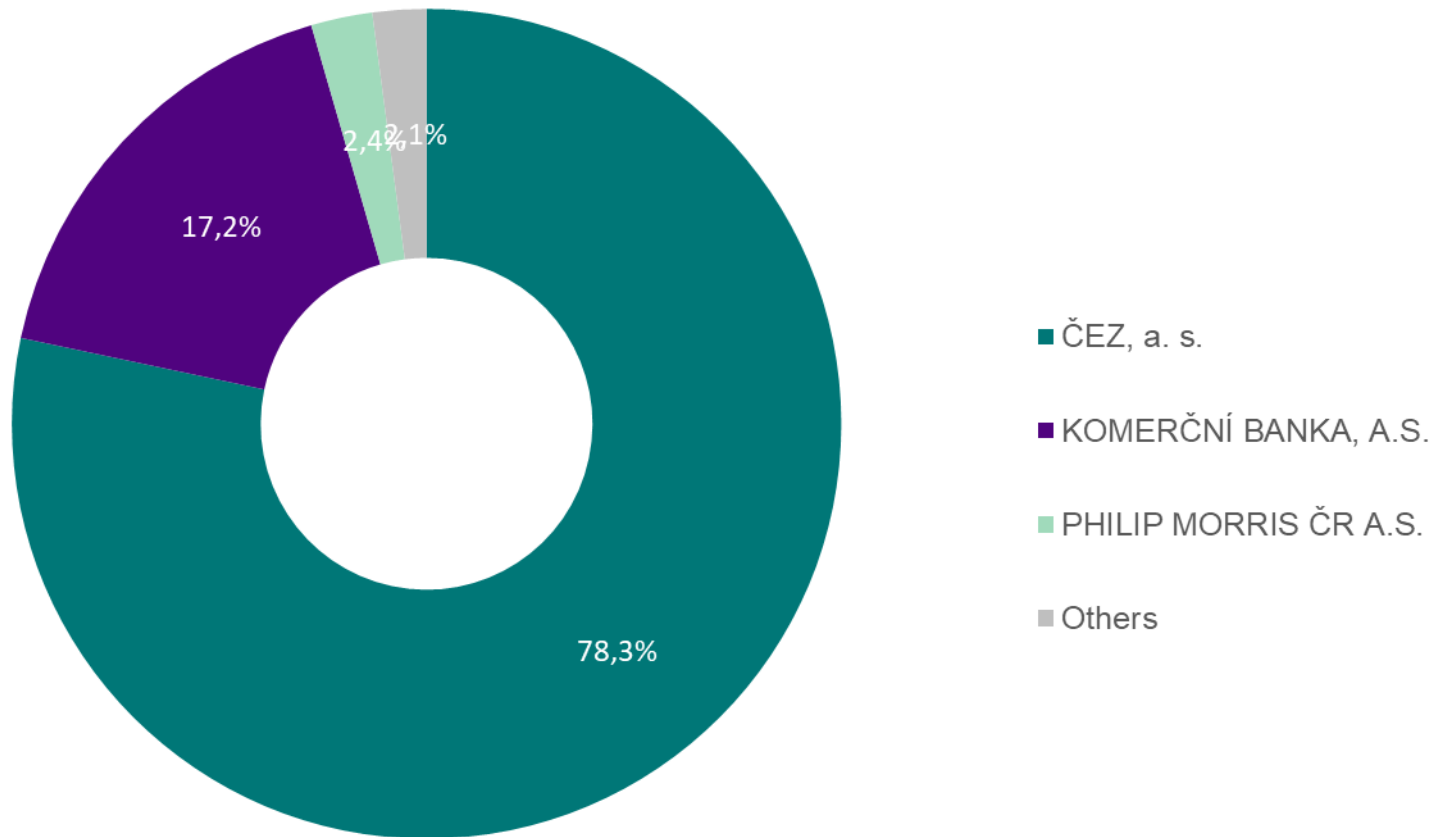
<b>SECURITIES LENDING - SHARES</b>	<b>3</b>
Most lent issues by value	3
Value of securities lent	4
Value of securities lent – last 12 months	4
Volume of lending transactions	5
Volume of all lending transactions – last 12 months	5
<b>SECURITIES LENDING - GOVERNMENT BONDS</b>	<b>6</b>
Most lent issues by value	6
Top 5 issues lent by value	7
Value of all securities lent - last 12 months	7
Top 5 issues lent by volume	8
Volume of all lending transactions – last 12 months	8

**Note:**

*The lending statistics are based on the results of settlement within the UNIVYC settlement system, indicating the type of trade SECL and SECB on the credit side of the transfer.*

## SECURITIES LENDING - SHARES

### Most lent issues by value

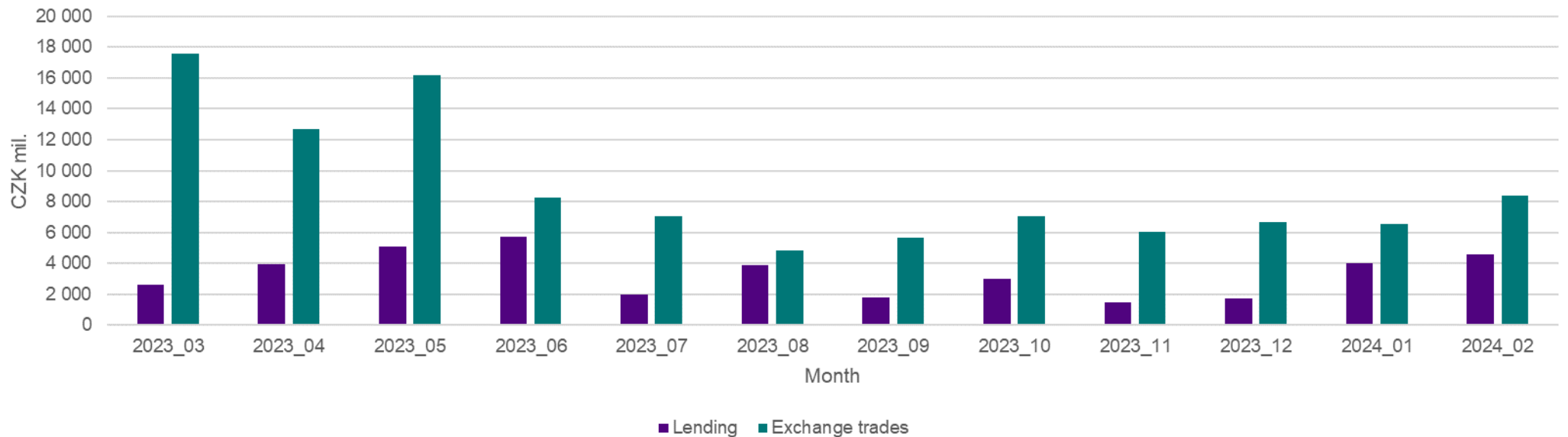




## Value of securities lent

ISIN	Value of securities lent (CZK)	Value of exchange trades (CZK)	Proportion (%)
CS0008418869 PHILIP MORRIS ČR A.S.	109 636 000	167 012 380	65,65%
CZ0005112300 ČEZ, a. s.	3 589 141 346	4 140 826 880	86,68%
CZ0008019106 KOMERČNÍ BANKA, A.S.	787 848 438	3 142 899 364	25,07%
CZ0008040318 MONETA MONEY BANK, A. S.	56 055 762	792 748 050	7,07%
CZ0009008942 Colt CZ Group SE	39 930 182	168 992 379	23,63%
<b>Total</b>	<b>4 582 611 728</b>	<b>8 412 479 053</b>	<b>54,47%</b>

## Value of securities lent – last 12 months

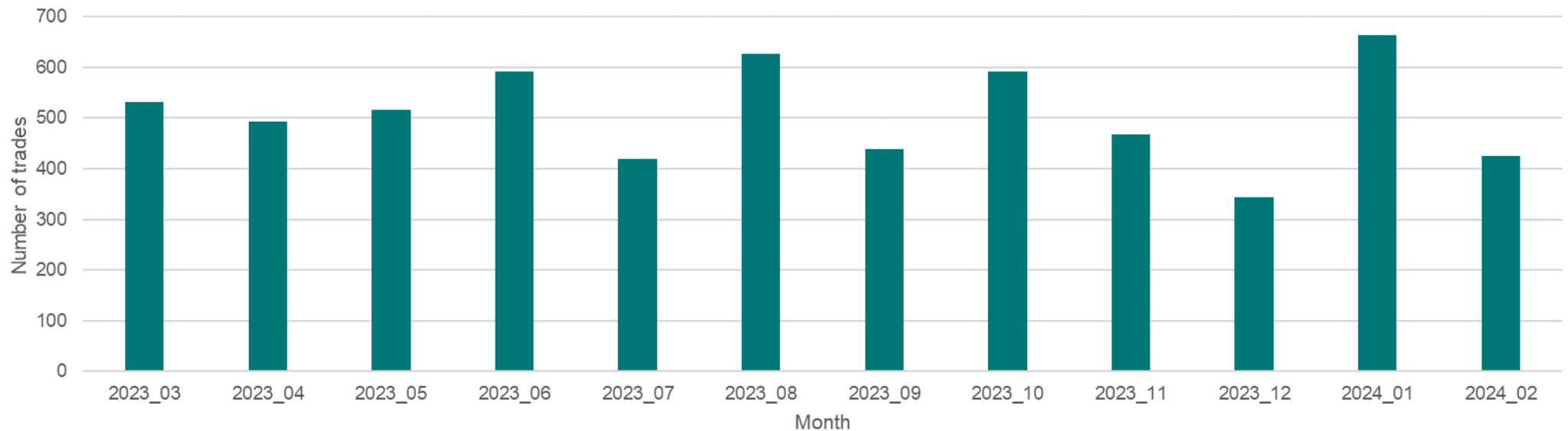




## Volume of lending transactions

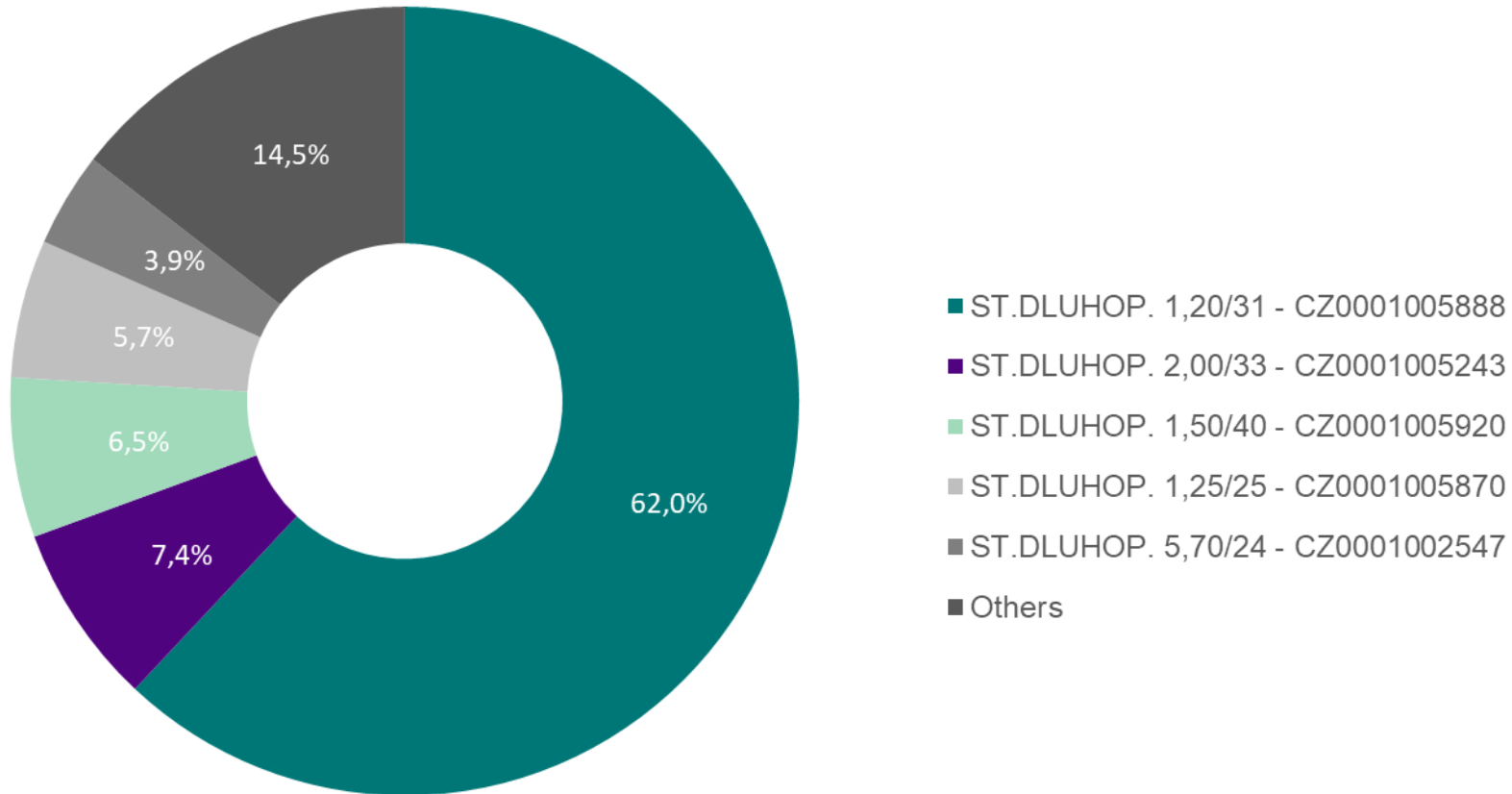
ISIN	Volume of lending transactions	Volume of exchange trades	Proportion (%)
CS0008418869 PHILIP MORRIS ČR A.S.	40	2 851	1,40%
CZ0005112300 ČEZ, a. s.	163	41 406	0,39%
CZ0008019106 KOMERČNÍ BANKA, A.S.	154	21 925	0,70%
CZ0008040318 MONETA MONEY BANK, A. S.	29	9 410	0,31%
CZ0009008942 Colt CZ Group SE	40	4 390	0,91%
<b>Total</b>	<b>426</b>	<b>79 982</b>	<b>0,53%</b>

## Volume of all lending transactions – last 12 months



# SECURITIES LENDING - GOVERNMENT BONDS

## Most lent issues by value

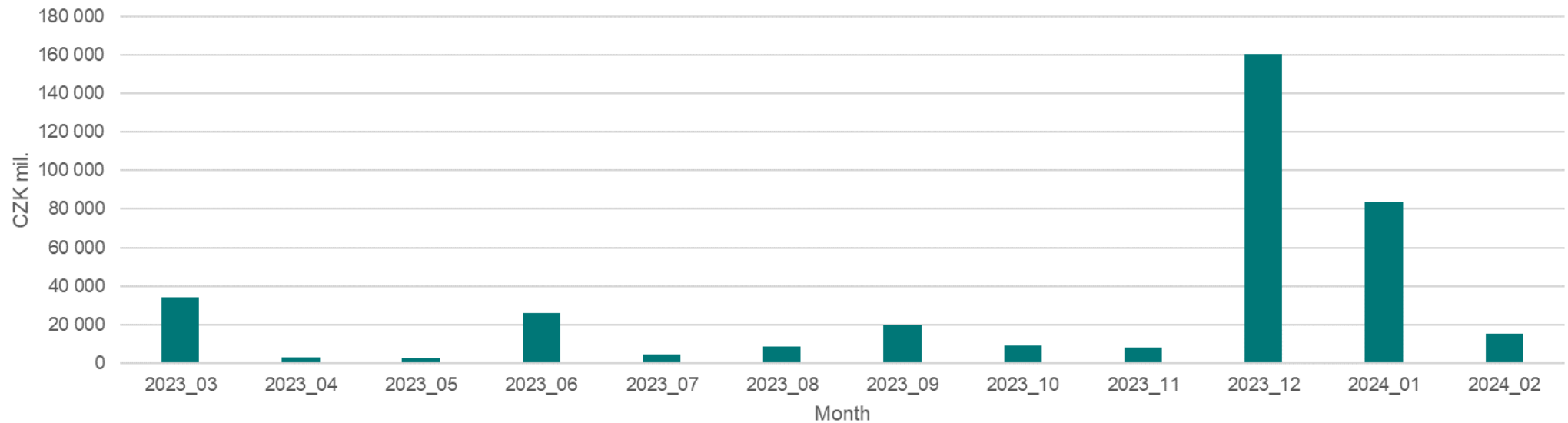




## Top 5 issues lent by value

ISIN	Value of securities lent (CZK)	Value of OTC transactions (CZK)	Proportion (%)
CZ0001002547 - ST.DLUHOP. 5,70/24	591 000 000	50 098 296 747	1,18%
CZ0001005243 - ST.DLUHOP. 2,00/33	1 135 000 000	65 547 485 140	1,73%
CZ0001005870 - ST.DLUHOP. 1,25/25	865 280 000	28 558 912 801	3,03%
CZ0001005888 - ST.DLUHOP. 1,20/31	9 467 390 000	113 008 937 182	8,38%
CZ0001005920 - ST.DLUHOP. 1,50/40	1 000 000 000	7 041 781 282	14,20%
Others	2 215 180 000	1 161 138 635 967	0,19%
<b>Total</b>	<b>15 273 850 000</b>	<b>1 425 394 049 119</b>	<b>1,07%</b>

## Value of all securities lent - last 12 months





## Top 5 issues lent by volume

ISIN	Volume of lending transactions	Volume of OTC transactions	Proportion (%)
CZ0001004477 - ST.DLUHOP. 0,95/30	2	279	0,47%
CZ0001005243 - ST.DLUHOP. 2,00/33	4	325	0,72%
CZ0001005870 - ST.DLUHOP. 1,25/25	5	194	1,23%
CZ0001005888 - ST.DLUHOP. 1,20/31	13	325	2,58%
CZ0001005920 - ST.DLUHOP. 1,50/40	2	210	4,00%
CZ0001006431 - ST.DLUHOP. 3,50/35	2	329	0,61%
CZ0001006696 - ST.DLUHOP. 5,50/28	5	313	1,60%
CZ0001006969 - ST.DLUHOP. 6,20/31	2	197	1,02%
Others	6	4 882	0,12%
<b>Total</b>	<b>41</b>	<b>7 054</b>	<b>0,58%</b>

## Volume of all lending transactions – last 12 months

