



**Central Securities  
Depository Prague**

# Securities lending 2024

---

**May**

**Central Securities Depository Prague, a. s.**



# Content

---

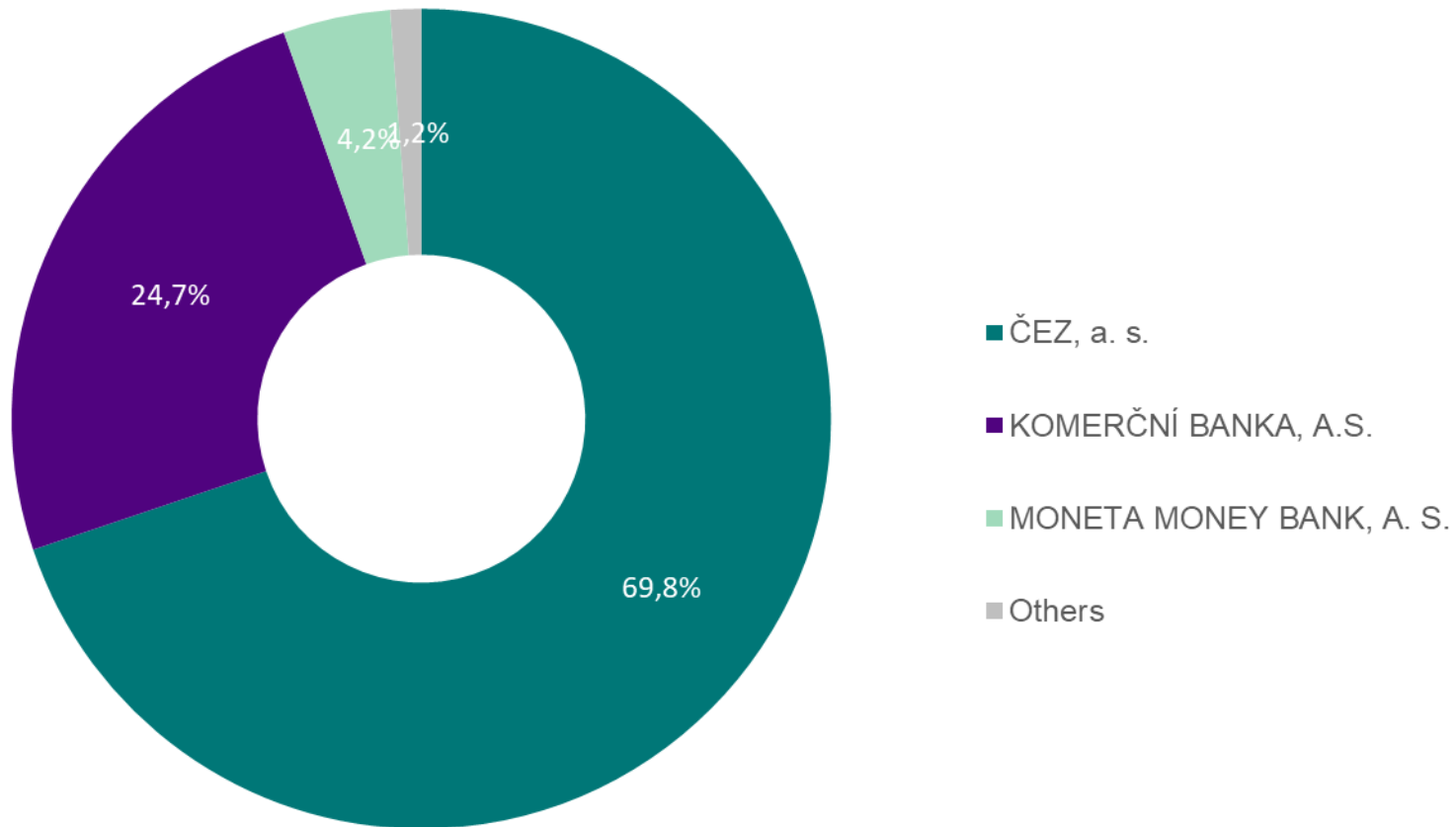
<b>SECURITIES LENDING - SHARES</b>	<b>3</b>
Most lent issues by volume	3
Volume of securities lent	4
Volume of securities lent – last 12 months	4
Number of lending transactions	5
Number of lending transactions – last 12 months	5
<hr/>	
<b>SECURITIES LENDING - GOVERNMENT BONDS</b>	<b>6</b>
Most lent issues by volume	6
Top 5 issues lent by volume	7
Volume of all securities lent - last 12 months	7
Top 5 issues lent by number of transactions	8
Number of all lending transactions – last 12 months	8

**Note:**

*The lending statistics are based on the results of settlement within the UNIVYC settlement system, indicating the type of trade SECL and SECB on the credit side of the transfer.*

# SECURITIES LENDING - SHARES

## Most lent issues by value

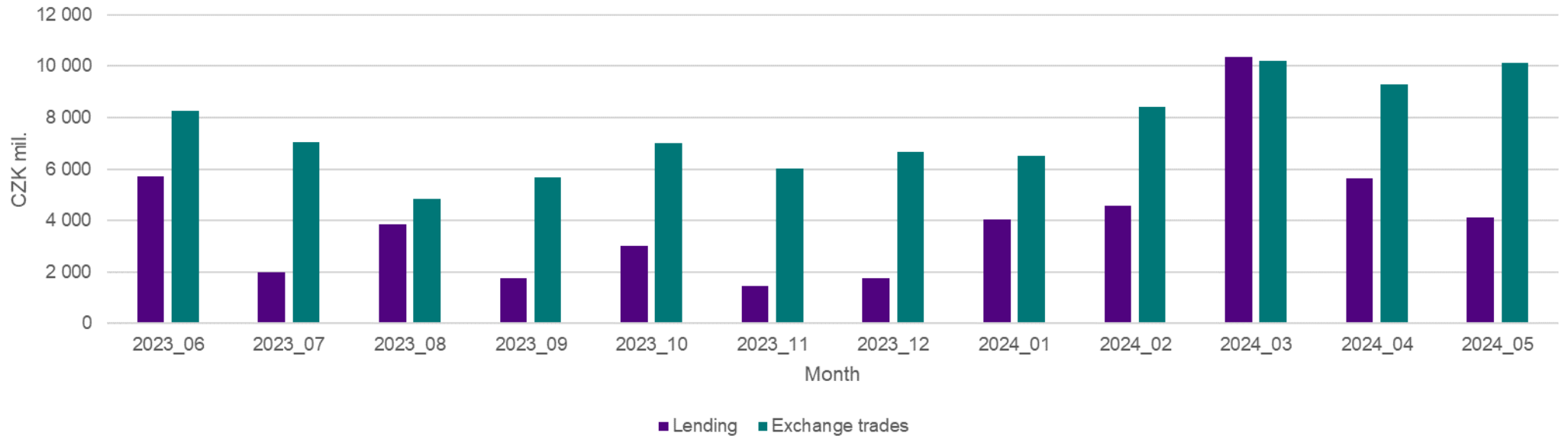




## Value of securities lent

ISIN	Value of securities lent (CZK)	Value of exchange trades (CZK)	Proportion (%)
AT0000652011 Erste Group Bank AG	5 969 336	2 264 327 360	0,26%
AT0000908504 VIENNA INSURANCE GROUP	19 180 900	208 339 880	9,21%
CZ0005112300 ČEZ, a. s.	2 863 200 158	3 042 721 405	94,10%
CZ0008019106 KOMERČNÍ BANKA, A.S.	1 013 682 232	3 627 402 366	27,95%
CZ0008040318 MONETA MONEY BANK, A. S.	173 636 855	793 410 400	21,88%
CZ0009000121 KOFOLA ČESKOSLOVENSKO A.S.	33 292	35 139 347	0,09%
CZ0009008942 Colt CZ Group SE	24 690 334	169 827 753	14,54%
<b>Celkem</b>	<b>4 100 393 106</b>	<b>10 141 168 511</b>	<b>40,43%</b>

## Value of securities lent – last 12 months

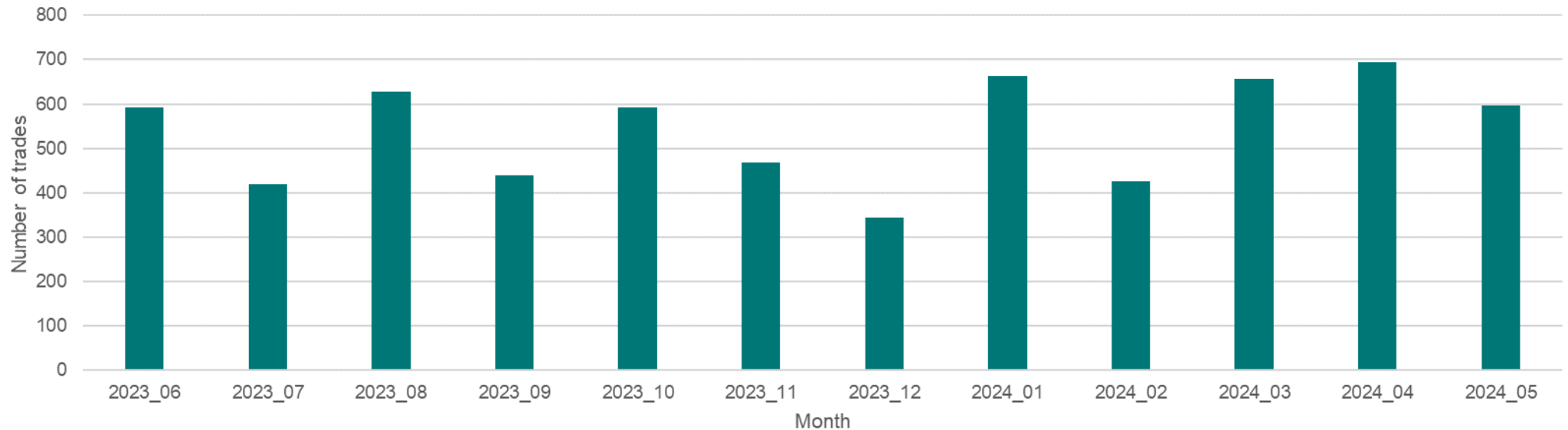




## Volume of lending transactions

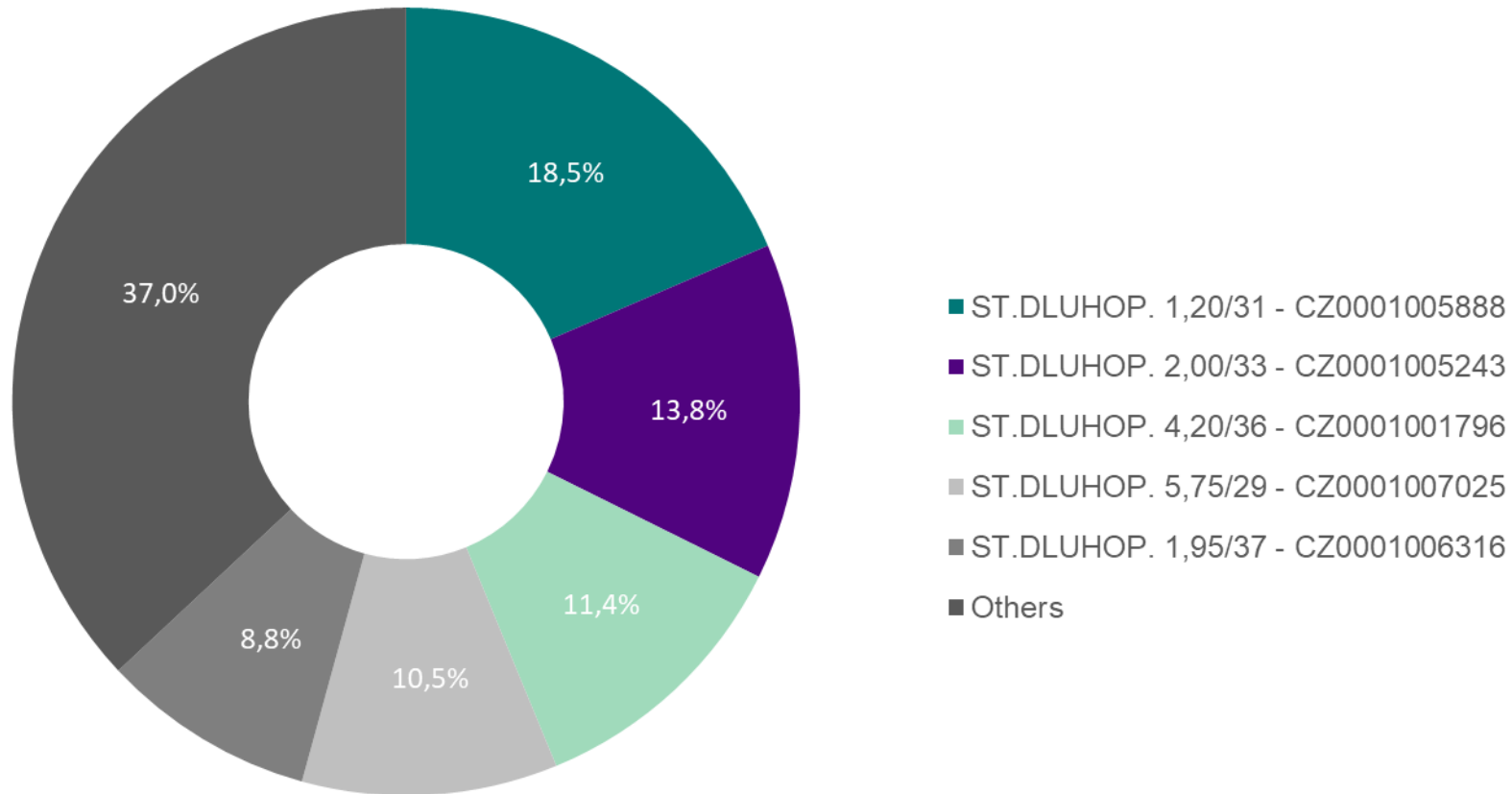
ISIN	Volume of lending transactions	Volume of exchange trades	Proportion (%)
AT0000652011 Erste Group Bank AG	10	8 319	0,12%
AT0000908504 VIENNA INSURANCE GROUP	17	2 922	0,58%
CZ0005112300 ČEZ, a. s.	303	20 898	1,45%
CZ0008019106 KOMERČNÍ BANKA, A.S.	154	23 132	0,67%
CZ0008040318 MONETA MONEY BANK, A. S.	89	16 354	0,54%
CZ0009000121 KOFOLA ČESKOSLOVENSKO A.S.	2	1 584	0,13%
CZ0009008942 Colt CZ Group SE	21	4 067	0,52%
<b>Total</b>	<b>596</b>	<b>77 276</b>	<b>0,77%</b>

## Volume of all lending transactions – last 12 months



# SECURITIES LENDING - GOVERNMENT BONDS

## Most lent issues by value

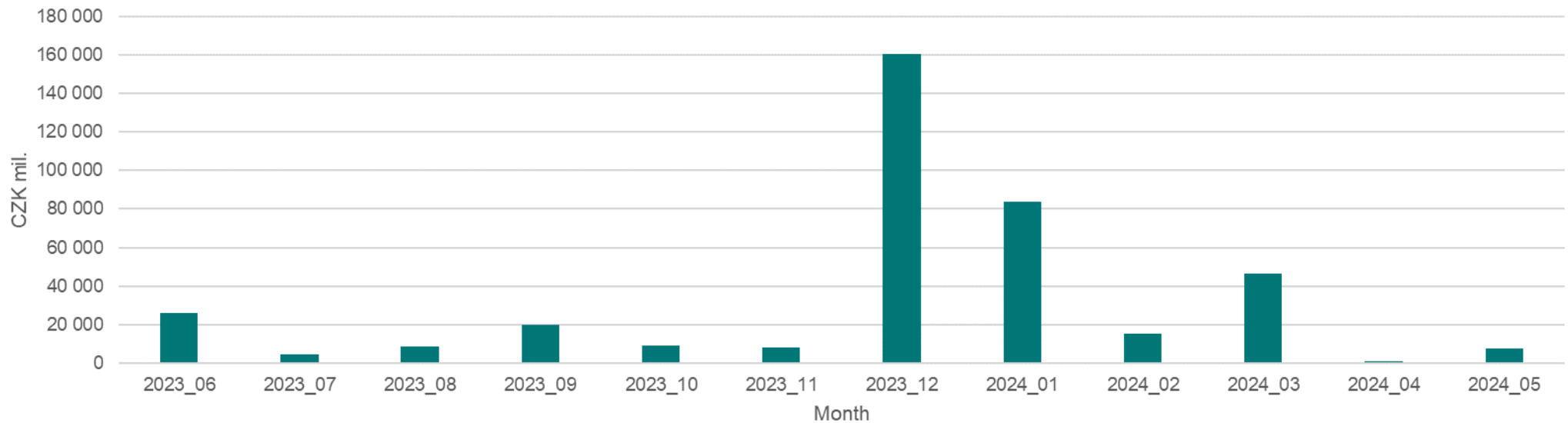




## Top 5 issues lent by value

ISIN	Value of securities lent (CZK)	Value of OTC transactions (CZK)	Proportion (%)
CZ0001001796 - ST.DLUHOP. 4,20/36	880 000 000	30 791 600 650	2,86%
CZ0001005243 - ST.DLUHOP. 2,00/33	1 062 780 000	88 847 713 125	1,20%
CZ0001005888 - ST.DLUHOP. 1,20/31	1 425 000 000	131 641 678 198	1,08%
CZ0001006316 - ST.DLUHOP. 1,95/37	675 000 000	44 134 319 374	1,53%
CZ0001007025 - ST.DLUHOP. 5,75/29	807 000 000	34 072 366 928	2,37%
Others	2 843 770 000	425 035 079 191	0,67%
<b>Total</b>	<b>7 693 550 000</b>	<b>754 522 757 465</b>	<b>1,02%</b>

## Value of all securities lent - last 12 months





## Top 5 issues lent by volume

ISIN	Volume of lending transactions	Volume of OTC transactions	Proportion (%)
CZ0001005243 - ST.DLUHOP. 2,00/33	4	341	1,17%
CZ0001005920 - ST.DLUHOP. 1,50/40	3	410	0,73%
CZ0001006167 - ST.DLUHOP. 0,00/24	4	155	2,58%
CZ0001006431 - ST.DLUHOP. 3,50/35	5	229	2,18%
CZ0001006894 - ST.DLUHOP. 4,90/34	5	851	0,59%
Others	12	2 444	0,49%
<b>Total</b>	<b>33</b>	<b>4 430</b>	<b>0,74%</b>

## Volume of all lending transactions – last 12 months

