



**Central Securities
Depository Prague**

Securities lending 2024

June

Central Securities Depository Prague, a. s.



Content

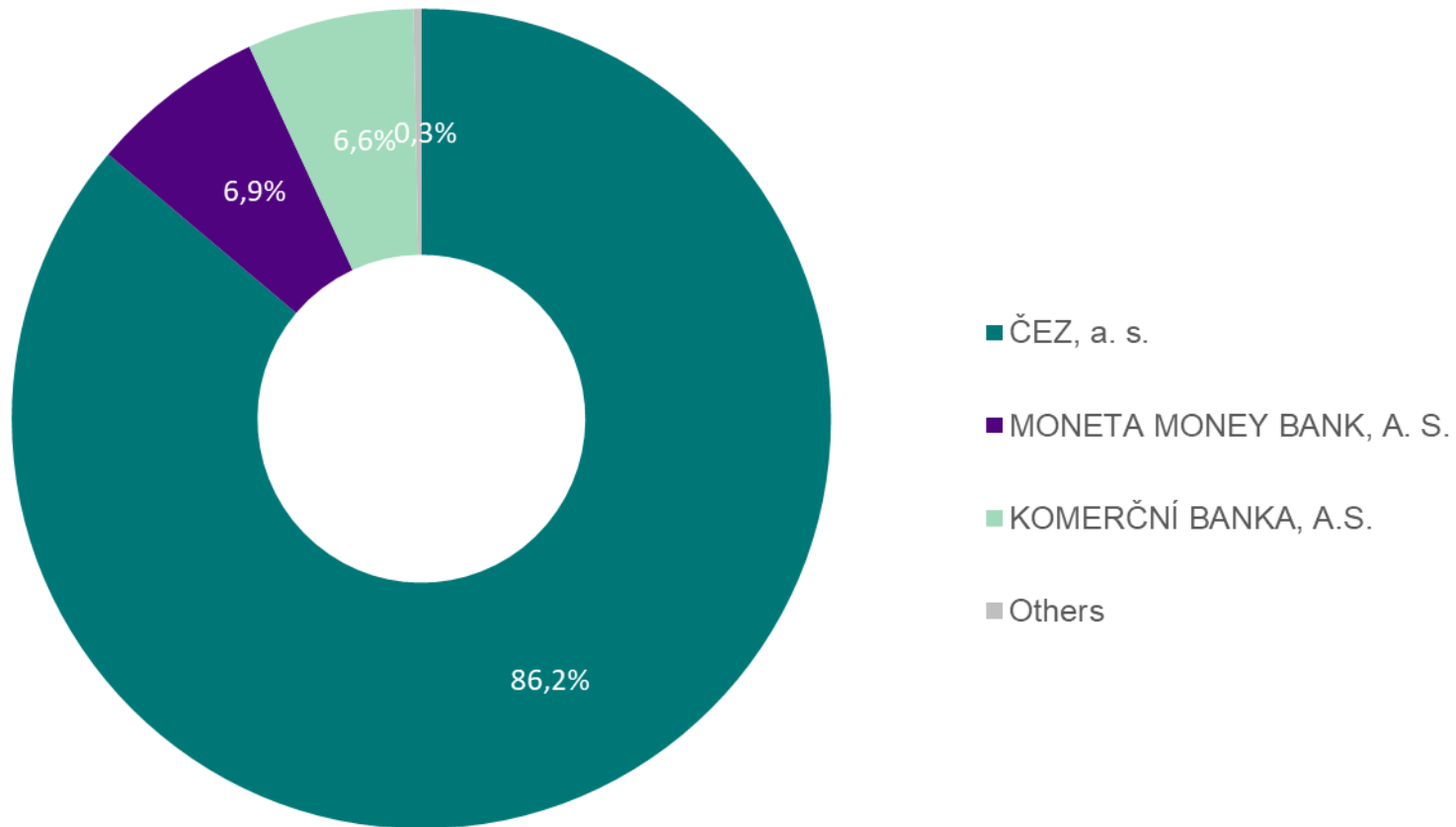
SECURITIES LENDING - SHARES	3
Most lent issues by volume	3
Volume of securities lent	4
Volume of securities lent – last 12 months	4
Number of lending transactions	5
Number of lending transactions – last 12 months	5
<hr/>	
SECURITIES LENDING - GOVERNMENT BONDS	6
Most lent issues by volume	6
Top 5 issues lent by volume	7
Volume of all securities lent - last 12 months	7
Top 5 issues lent by number of transactions	8
Number of all lending transactions – last 12 months	8

Note:

The lending statistics are based on the results of settlement within the UNIVYC settlement system, indicating the type of trade SECL and SECB on the credit side of the transfer.

SECURITIES LENDING - SHARES

Most lent issues by value

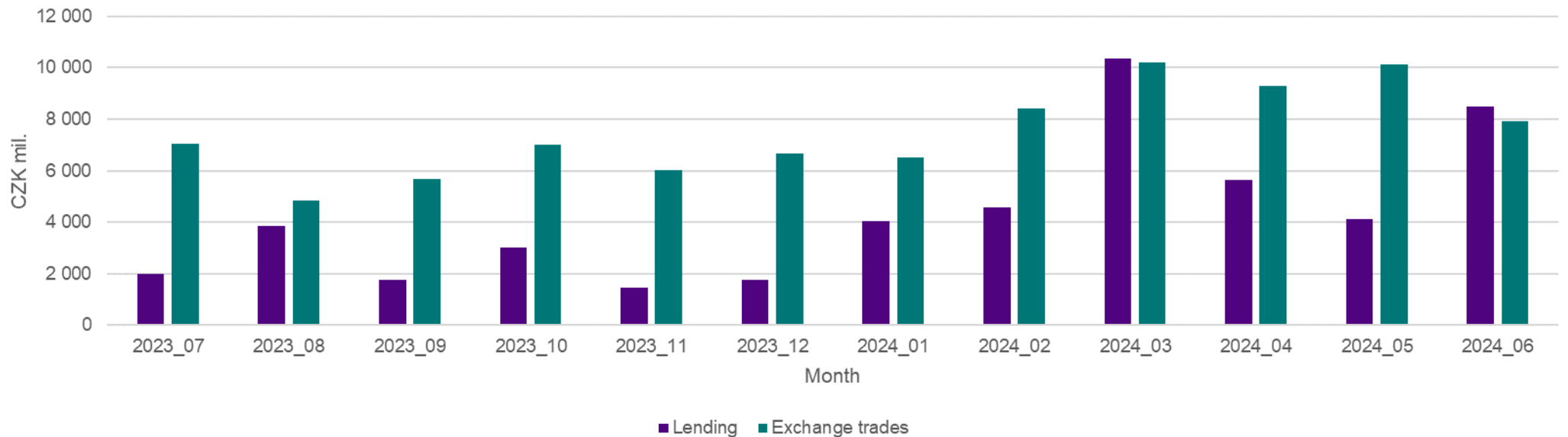




Value of securities lent

ISIN	Value of securities lent (CZK)	Value of exchange trades (CZK)	Proportion (%)
AT0000652011 Erste Group Bank AG	7 498 727	1 084 325 240	0,69%
AT0000908504 VIENNA INSURANCE GROUP	11 067 320	104 620 100	10,58%
CZ0005112300 ČEZ, a. s.	7 315 717 669	3 250 942 066	225,03%
CZ0008019106 KOMERČNÍ BANKA, A.S.	559 639 330	2 016 379 767	27,75%
CZ0008040318 MONETA MONEY BANK, A. S.	589 998 379	1 368 890 711	43,10%
CZ0009008942 Colt CZ Group SE	7 563 308	104 778 694	7,22%
Celkem	8 491 484 732	7 929 936 577	107,08%

Value of securities lent – last 12 months

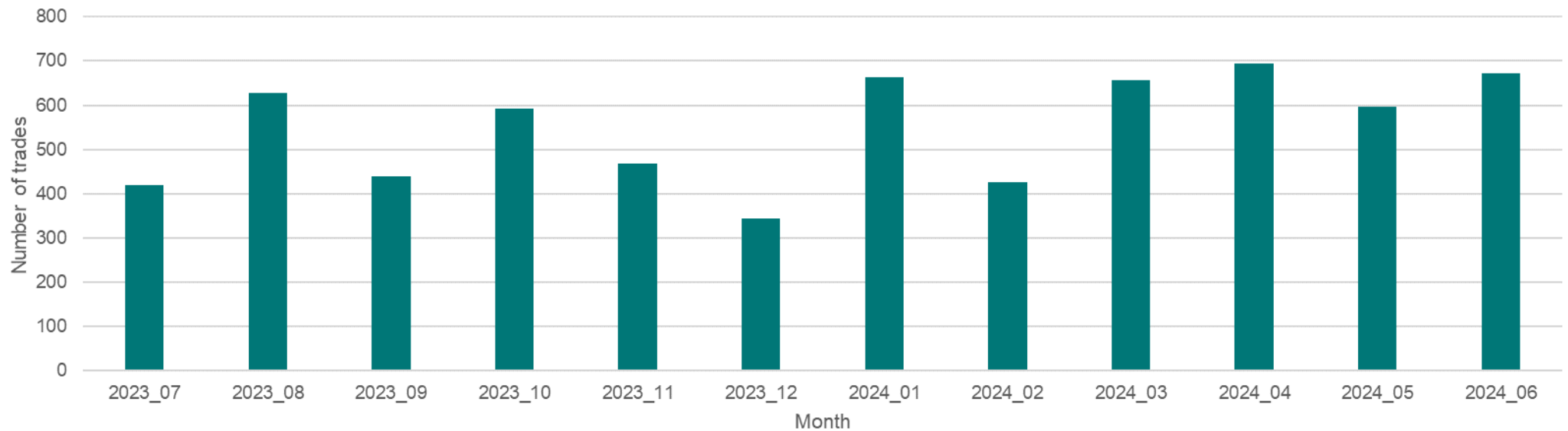




Volume of lending transactions

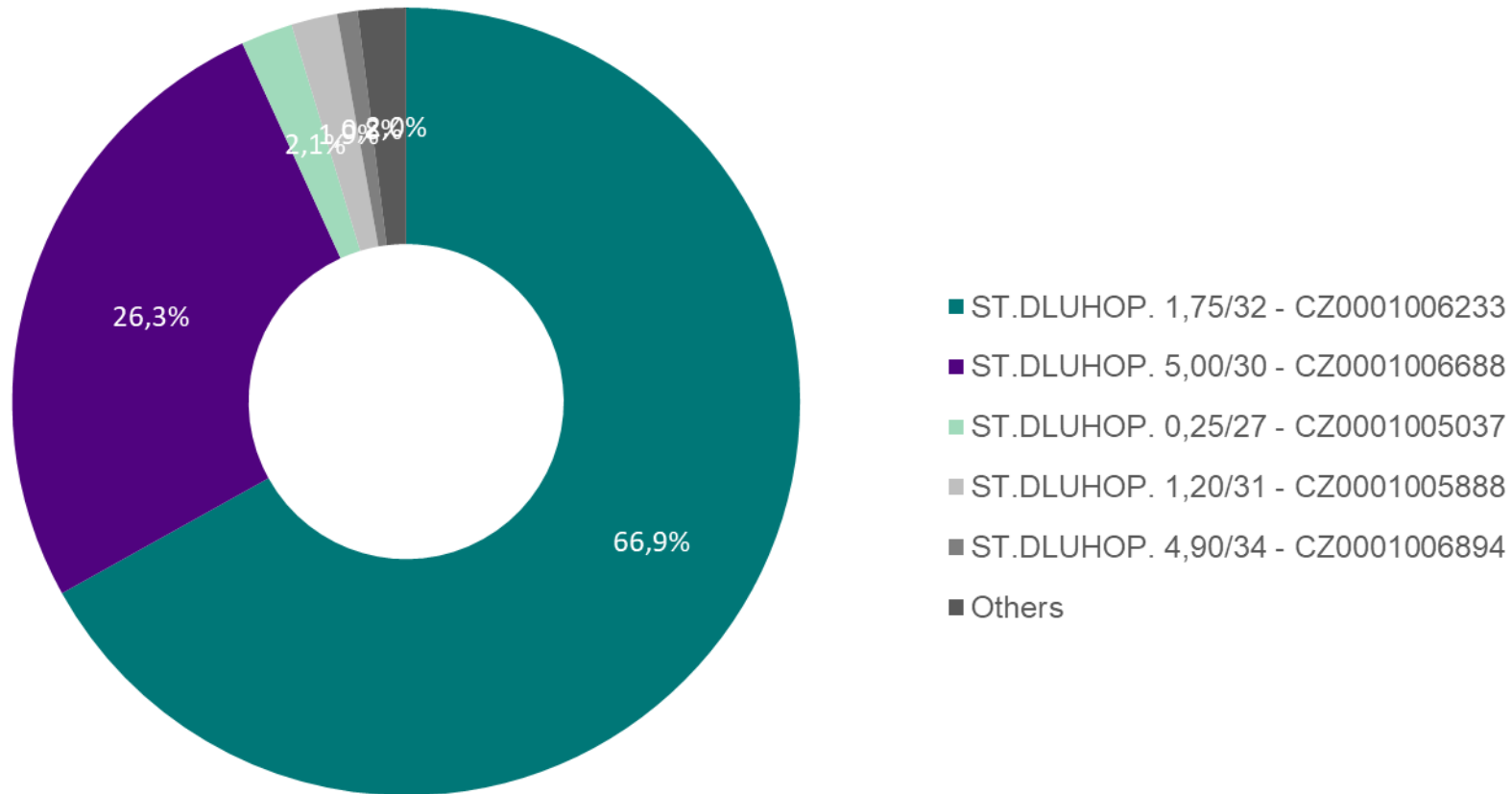
ISIN	Volume of lending transactions	Volume of exchange trades	Proportion (%)
AT0000652011 Erste Group Bank AG	16	6 375	0,25%
AT0000908504 VIENNA INSURANCE GROUP	16	2 059	0,78%
CZ0005112300 ČEZ, a. s.	291	16 362	1,78%
CZ0008019106 KOMERČNÍ BANKA, A.S.	175	15 118	1,16%
CZ0008040318 MONETA MONEY BANK, A. S.	167	9 049	1,85%
CZ0009008942 Colt CZ Group SE	7	3 032	0,23%
Total	672	51 995	1,29%

Volume of all lending transactions – last 12 months



SECURITIES LENDING - GOVERNMENT BONDS

Most lent issues by value

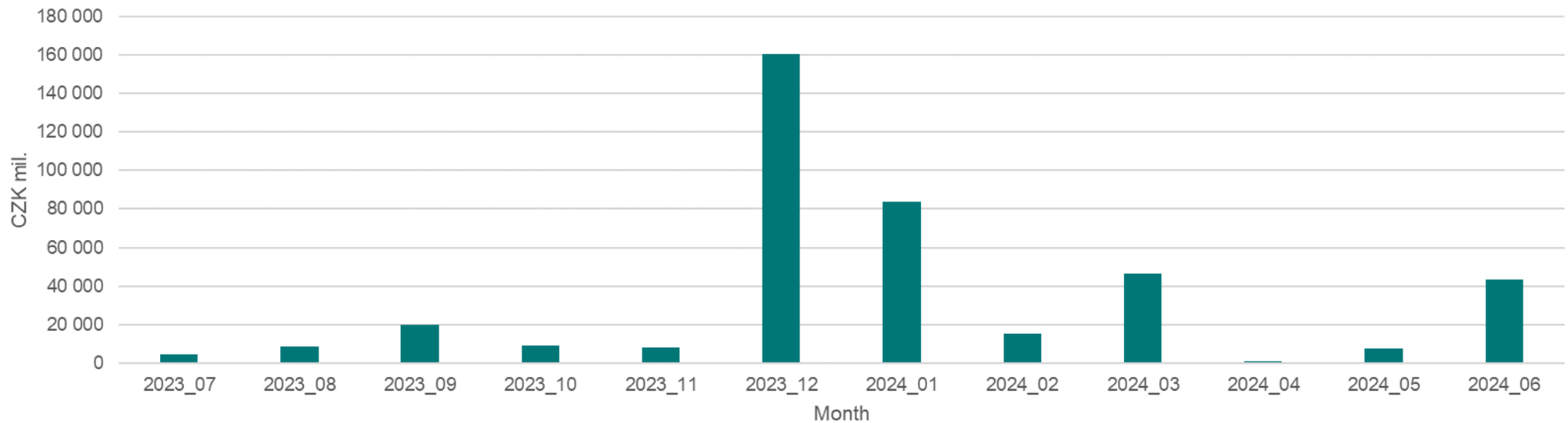




Top 5 issues lent by value

ISIN	Value of securities lent (CZK)	Value of OTC transactions (CZK)	Proportion (%)
CZ0001005037 - ST.DLUHOP. 0,25/27	920 900 000	42 552 448 249	2,16%
CZ0001005888 - ST.DLUHOP. 1,20/31	818 700 000	114 110 807 906	0,72%
CZ0001006233 - ST.DLUHOP. 1,75/32	29 018 000 000	181 119 118 725	16,02%
CZ0001006688 - ST.DLUHOP. 5,00/30	11 388 800 000	125 040 870 834	9,11%
CZ0001006894 - ST.DLUHOP. 4,90/34	365 000 000	117 093 475 708	0,31%
Others	854 570 000	361 531 327 049	0,24%
Total	43 365 970 000	941 448 048 471	4,61%

Value of all securities lent - last 12 months





Top 5 issues lent by volume

ISIN	Volume of lending transactions	Volume of OTC transactions	Proportion (%)
CZ0001005888 - ST.DLUHOP. 1,20/31	3	235	1,28%
CZ0001005920 - ST.DLUHOP. 1,50/40	4	273	1,47%
CZ0001006167 - ST.DLUHOP. 0,00/24	3	176	1,70%
CZ0001006233 - ST.DLUHOP. 1,75/32	6	360	1,67%
CZ0001006894 - ST.DLUHOP. 4,90/34	5	773	0,65%
CZ0001006969 - ST.DLUHOP. 6,20/31	5	393	1,27%
Others	12	1 773	0,68%
Total	38	3 983	0,95%

Volume of all lending transactions – last 12 months

