



**Central Securities
Depository Prague**

Securities lending 2024

July

Central Securities Depository Prague, a. s.



Content

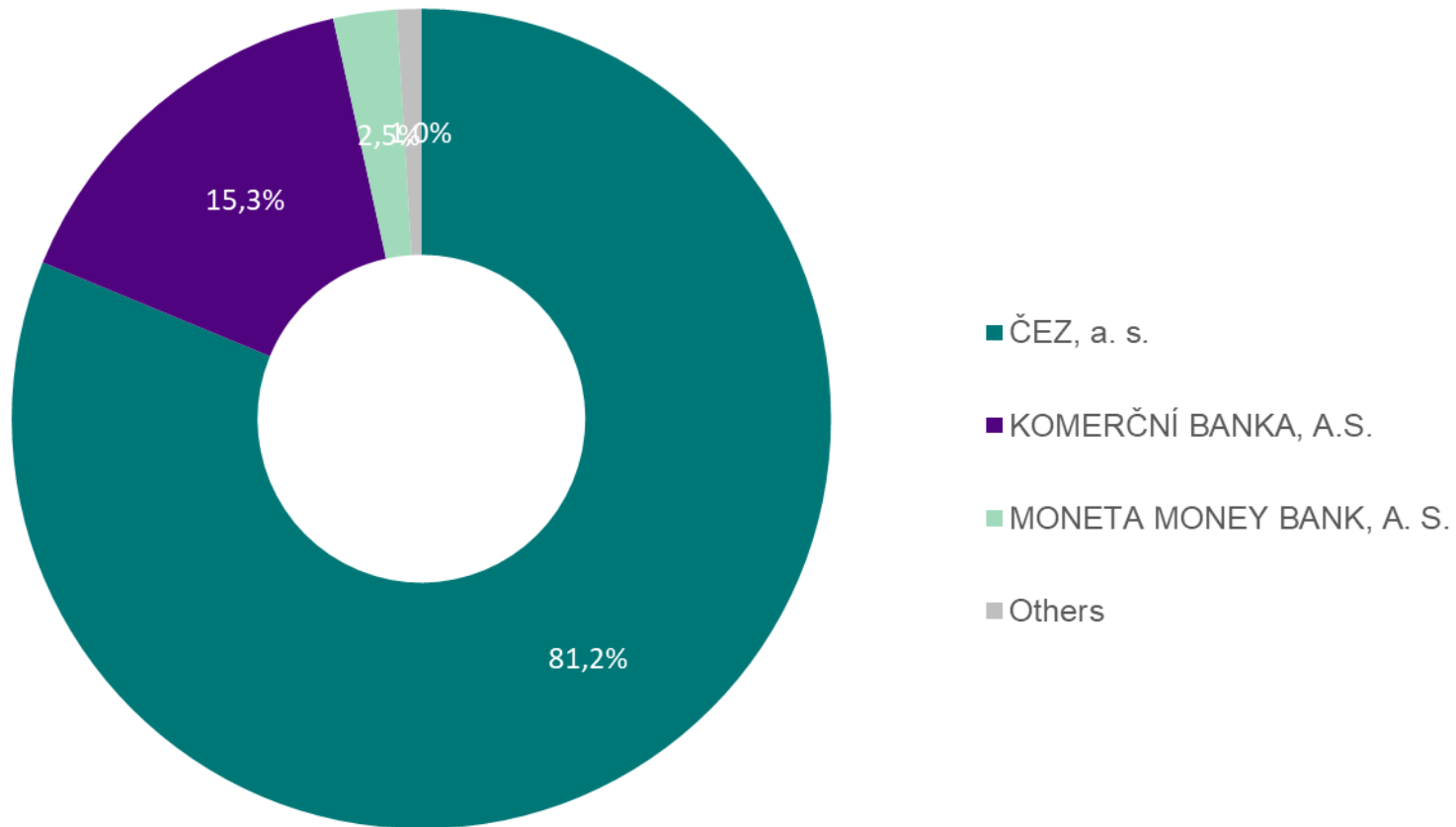
SECURITIES LENDING - SHARES	3
Most lent issues by volume	3
Volume of securities lent	4
Volume of securities lent – last 12 months	4
Number of lending transactions	5
Number of lending transactions – last 12 months	5
<hr/>	
SECURITIES LENDING - GOVERNMENT BONDS	6
Most lent issues by volume	6
Top 5 issues lent by volume	7
Volume of all securities lent - last 12 months	7
Top 5 issues lent by number of transactions	8
Number of all lending transactions – last 12 months	8

Note:

The lending statistics are based on the results of settlement within the UNIVYC settlement system, indicating the type of trade SECL and SECB on the credit side of the transfer.

SECURITIES LENDING – SHARES

Most lent issues by value

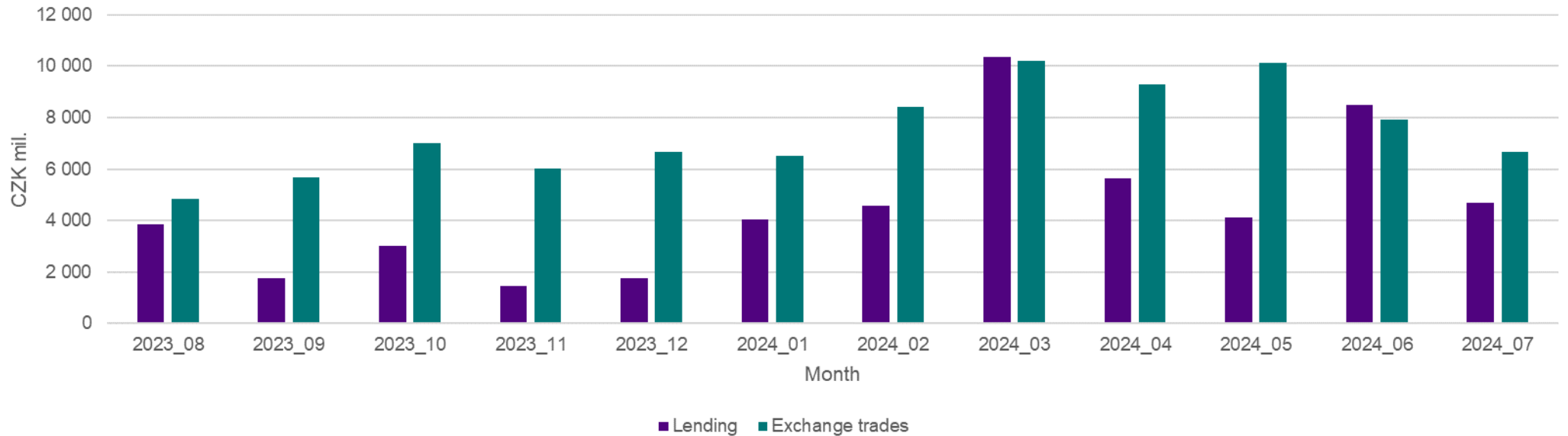




Value of securities lent

ISIN	Value of securities lent (CZK)	Value of exchange trades (CZK)	Proportion (%)
AT0000652011 Erste Group Bank AG	7 869 791	1 316 605 268	0,60%
AT0000908504 VIENNA INSURANCE GROUP	14 015 980	66 205 700	21,17%
CZ0005112300 ČEZ, a. s.	3 805 847 443	2 479 548 728	153,49%
CZ0008019106 KOMERČNÍ BANKA, A.S.	717 243 136	1 802 377 759	39,79%
CZ0008040318 MONETA MONEY BANK, A. S.	116 952 681	793 487 377	14,74%
CZ0009000121 KOFOLA ČESKOSLOVENSKO A.S.	158 067	35 266 086	0,45%
CZ0009008942 Colt CZ Group SE	23 048 085	159 737 944	14,43%
Total	4 685 135 182	6 653 228 861	70,42%

Value of securities lent – last 12 months

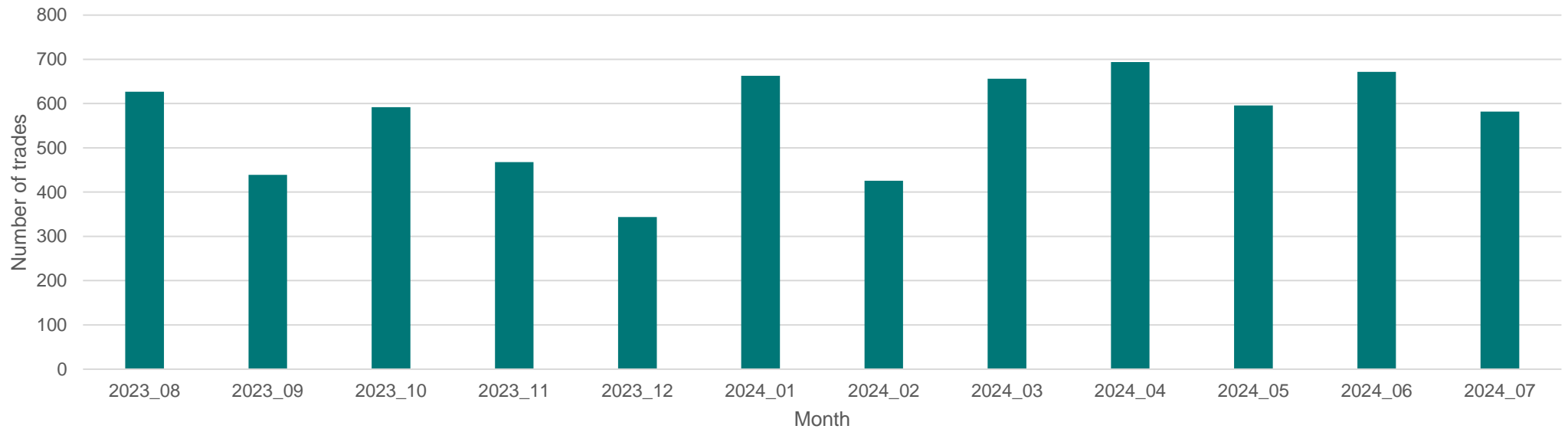




Volume of lending transactions

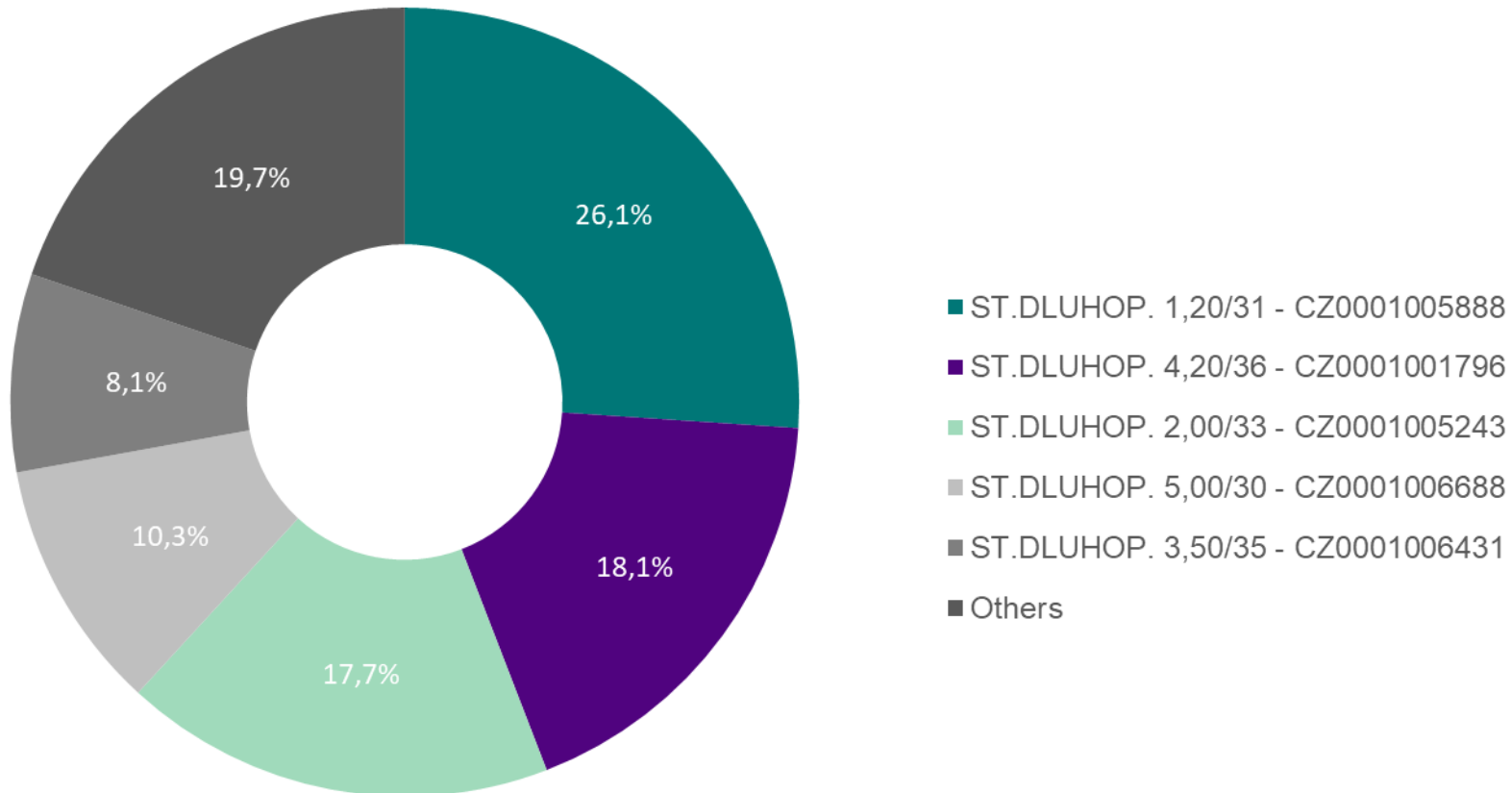
ISIN	Volume of lending transactions	Volume of exchange trades	Proportion (%)
AT0000652011 Erste Group Bank AG	18	7 178	0,25%
AT0000908504 VIENNA INSURANCE GROUP	22	1 460	1,51%
CZ0005112300 ČEZ, a. s.	200	19 749	1,01%
CZ0008019106 KOMERČNÍ BANKA, A.S.	167	14 115	1,18%
CZ0008040318 MONETA MONEY BANK, A. S.	114	10 294	1,11%
CZ0009000121 KOFOLA ČESKOSLOVENSKO A.S.	4	1 584	0,25%
CZ0009008942 Colt CZ Group SE	57	3 646	1,56%
Total	582	58 026	1,00%

Volume of all lending transactions – last 12 months



SECURITIES LENDING – GOVERNMENT BONDS

Most lent issues by value

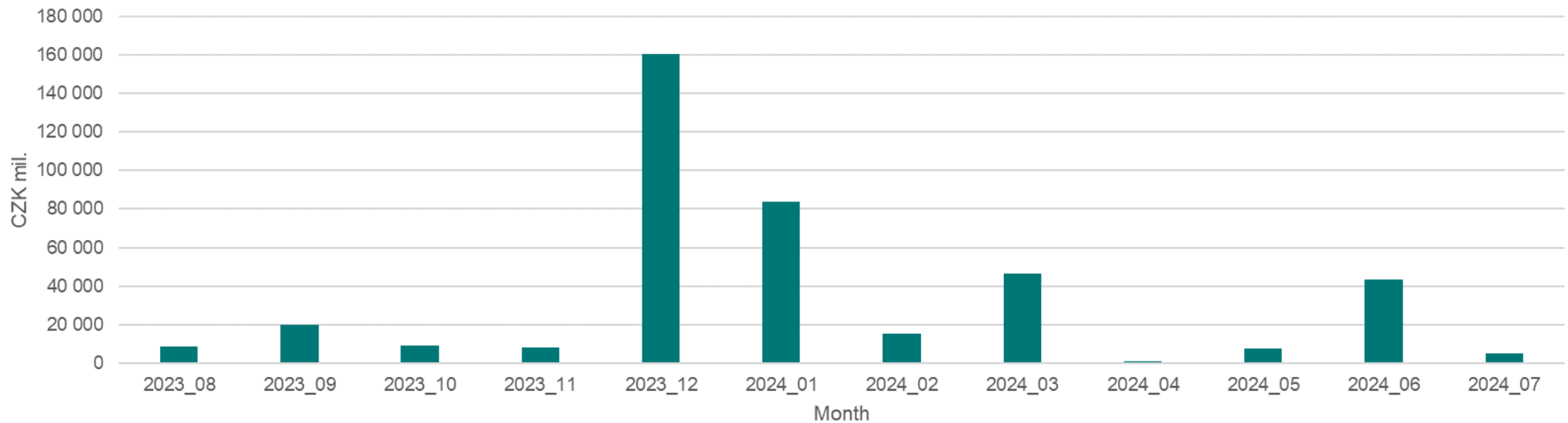




Top 5 issues lent by value

ISIN	Value of securities lent (CZK)	Value of OTC transactions (CZK)	Proportion (%)
CZ0001001796 - ST.DLUHOP. 4,20/36	880 000 000	26 934 712 178	3,27%
CZ0001005243 - ST.DLUHOP. 2,00/33	860 000 000	44 564 485 970	1,93%
CZ0001005888 - ST.DLUHOP. 1,20/31	1 267 500 000	58 660 745 485	2,16%
CZ0001006431 - ST.DLUHOP. 3,50/35	395 000 000	37 924 984 236	1,04%
CZ0001006688 - ST.DLUHOP. 5,00/30	502 400 000	38 162 184 558	1,32%
Others	960 500 000	315 523 267 477	0,30%
Total	4 865 400 000	521 770 379 905	0,93%

Value of all securities lent – last 12 months





Top 5 issues lent by volume

ISIN	Volume of lending transactions	Volume of OTC transactions	Proportion (%)
CZ0001003859 - ST.DLUHOP. 2,50/28	2	326	0,61%
CZ0001006431 - ST.DLUHOP. 3,50/35	2	332	0,60%
CZ0001006688 - ST.DLUHOP. 5,00/30	3	315	0,95%
CZ0001006894 - ST.DLUHOP. 4,90/34	6	658	0,91%
CZ0001006969 - ST.DLUHOP. 6,20/31	3	819	0,37%
Others	6	1 115	0,54%
Total	22	3 565	0,62%

Volume of all lending transactions – last 12 months

