



**Central Securities  
Depository Prague**

# Securities lending 2024

---

**August**

**Central Securities Depository Prague, a. s.**



# Content

---

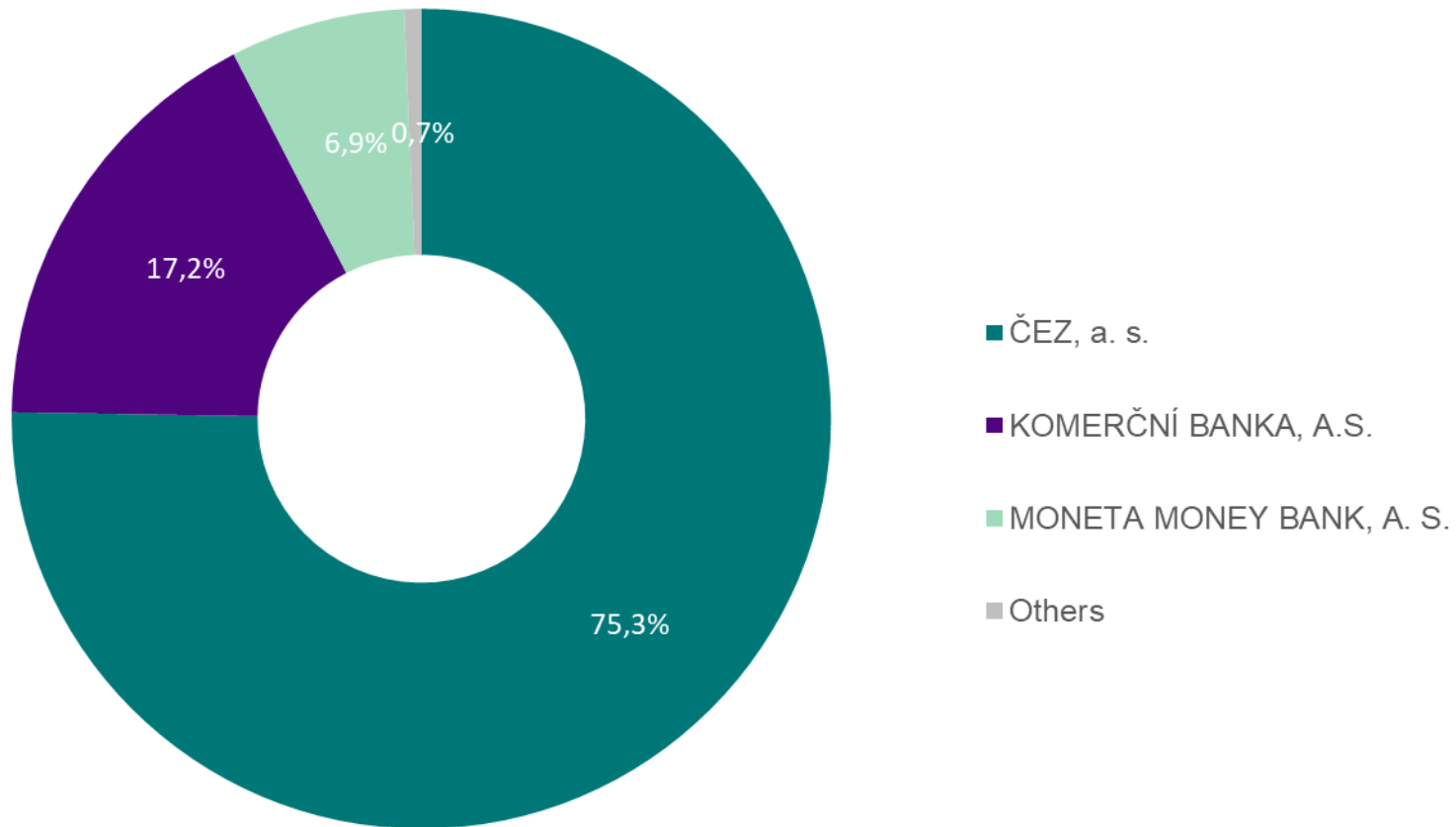
<b>SECURITIES LENDING - SHARES</b>	<b>3</b>
Most lent issues by volume	3
Volume of securities lent	4
Volume of securities lent – last 12 months	4
Number of lending transactions	5
Number of lending transactions – last 12 months	5
<b>SECURITIES LENDING - GOVERNMENT BONDS</b>	<b>6</b>
Most lent issues by volume	6
Top 5 issues lent by volume	6
Volume of all securities lent - last 12 months	7
Top 5 issues lent by number of transactions	8
Number of all lending transactions – last 12 months	8

**Note:**

*The lending statistics are based on the results of settlement within the UNIVYC settlement system, indicating the type of trade SECL and SECB on the credit side of the transfer.*

# SECURITIES LENDING - SHARES

## Most lent issues by value

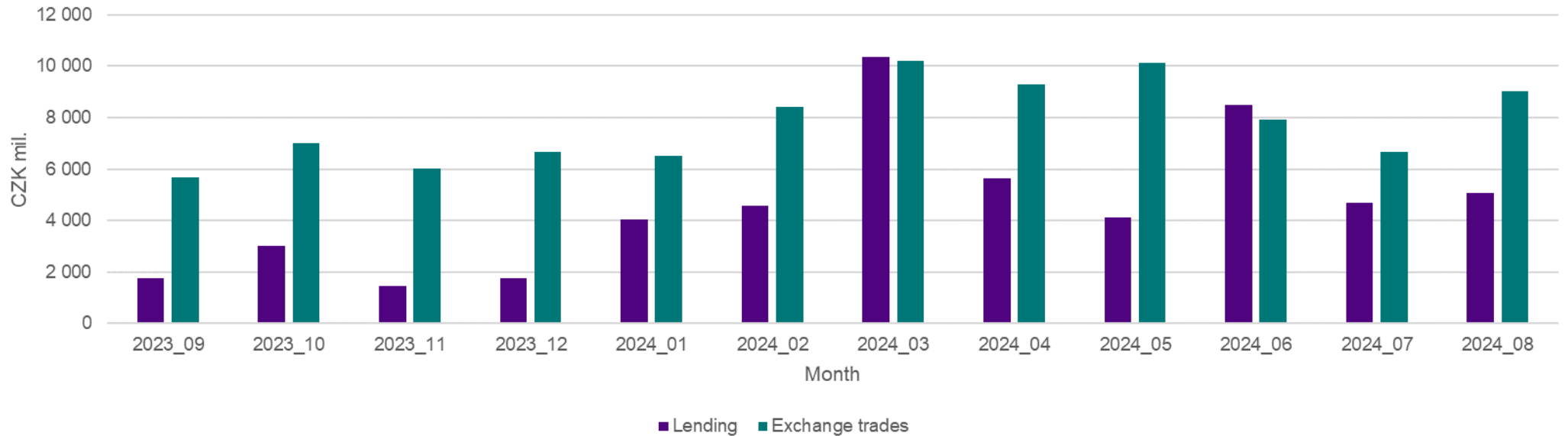




## Value of securities lent

ISIN	Value of securities lent (CZK)	Value of exchange trades (CZK)	Proportion (%)
AT0000652011 Erste Group Bank AG	12 236 366	2 052 480 771	0,60%
AT0000908504 VIENNA INSURANCE GROUP	12 078 600	137 234 320	8,80%
CZ0005112300 ČEZ, a. s.	3 802 337 518	3 396 319 912	111,95%
CZ0008019106 KOMERČNÍ BANKA, A.S.	867 864 657	2 464 250 901	35,22%
CZ0008040318 MONETA MONEY BANK, A. S.	348 522 517	800 336 396	43,55%
CZ0009000121 KOFOLA ČESKOSLOVENSKO A.S.	1 019 055	26 366 444	3,86%
CZ0009008942 Colt CZ Group SE	8 803 577	160 549 492	5,48%
<b>Total</b>	<b>5 052 862 290</b>	<b>9 037 538 235</b>	<b>55,91%</b>

## Value of securities lent – last 12 months

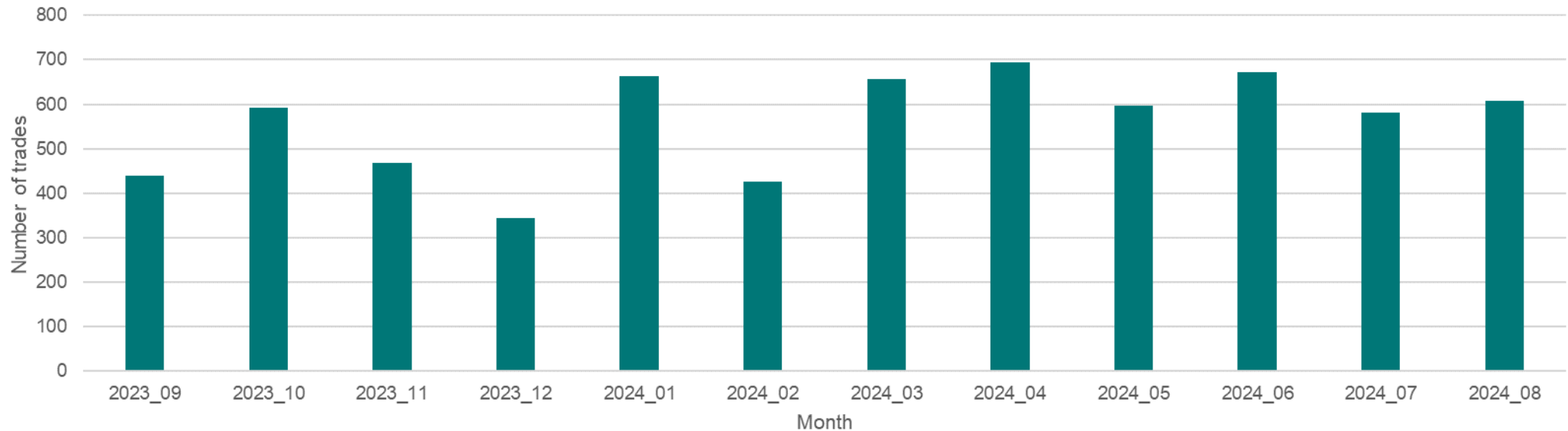




## Volume of lending transactions

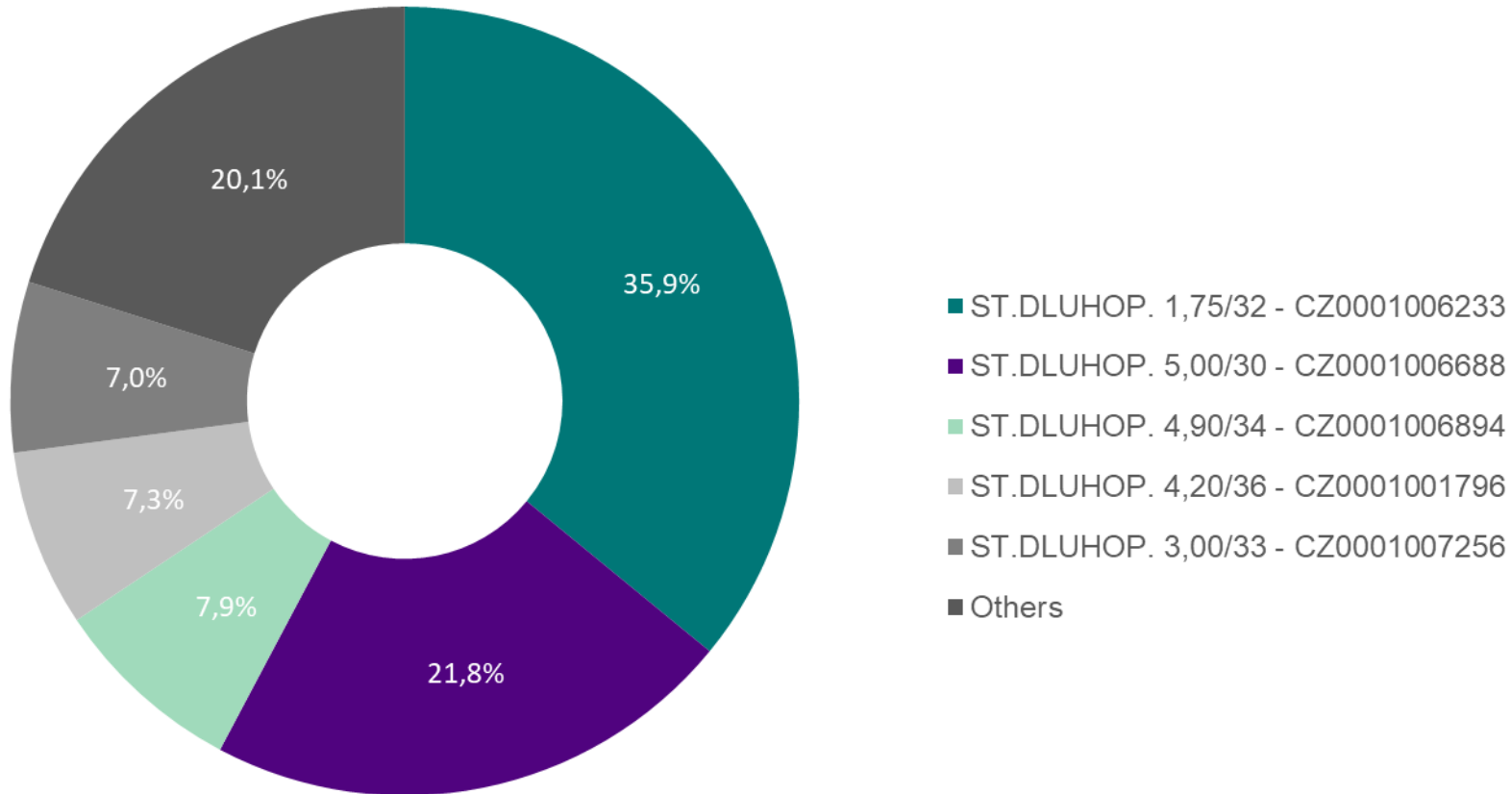
ISIN	Volume of lending transactions	Volume of exchange trades	Proportion (%)
AT0000652011 Erste Group Bank AG	22	10 041	0,22%
AT0000908504 VIENNA INSURANCE GROUP	19	2 055	0,92%
CZ0005112300 ČEZ, a. s.	313	21 911	1,43%
CZ0008019106 KOMERČNÍ BANKA, A.S.	151	23 278	0,65%
CZ0008040318 MONETA MONEY BANK, A. S.	90	12 923	0,70%
CZ0009000121 KOFOLA ČESKOSLOVENSKO A.S.	5	1 554	0,32%
CZ0009008942 Colt CZ Group SE	9	3 972	0,23%
<b>Total</b>	<b>609</b>	<b>75 734</b>	<b>0,80%</b>

## Volume of all lending transactions – last 12 months



# SECURITIES LENDING - GOVERNMENT BONDS

## Most lent issues by value

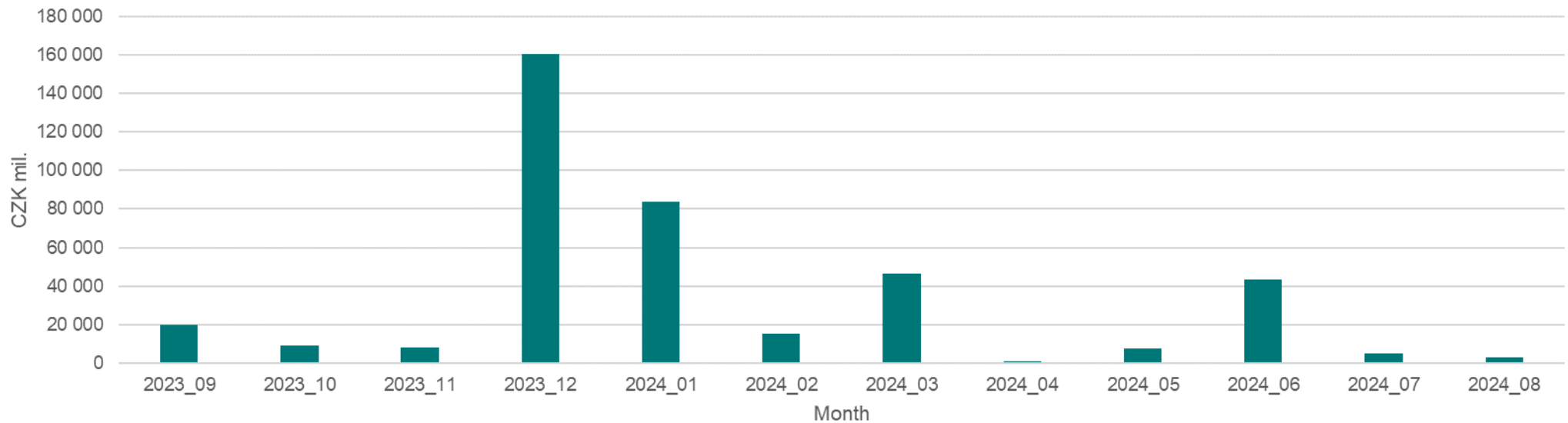




## Top 5 issues lent by value

ISIN	Value of securities lent (CZK)	Value of OTC transactions (CZK)	Proportion (%)
CZ0001001796 - ST.DLUHOP. 4,20/36	220 000 000	43 213 149 961	0,51%
CZ0001006233 - ST.DLUHOP. 1,75/32	1 086 000 000	54 265 314 979	2,00%
CZ0001006688 - ST.DLUHOP. 5,00/30	659 600 000	33 139 437 179	1,99%
CZ0001006894 - ST.DLUHOP. 4,90/34	238 000 000	102 067 261 031	0,23%
CZ0001007256 - ST.DLUHOP. 3,00/33	211 000 000	20 796 099 712	1,01%
Others	607 790 000	154 510 908 923	0,39%
<b>Total</b>	<b>3 022 390 000</b>	<b>407 992 171 785</b>	<b>0,74%</b>

## Value of all securities lent - last 12 months





## Top 5 issues lent by volume

ISIN	Volume of lending transactions	Volume of OTC transactions	Proportion (%)
CZ0001001796 - ST.DLUHOP. 4,20/36	3	187	1,60%
CZ0001006233 - ST.DLUHOP. 1,75/32	6	463	1,30%
CZ0001006688 - ST.DLUHOP. 5,00/30	8	193	4,15%
CZ0001006894 - ST.DLUHOP. 4,90/34	2	703	0,28%
CZ0001006969 - ST.DLUHOP. 6,20/31	6	243	2,47%
Others	4	731	0,55%
<b>Total</b>	<b>29</b>	<b>2 520</b>	<b>1,15%</b>

## Volume of all lending transactions – last 12 months

