



**Central Securities  
Depository Prague**

# Securities lending 2024

---

**September**

**Central Securities Depository Prague, a. s.**



# Content

---

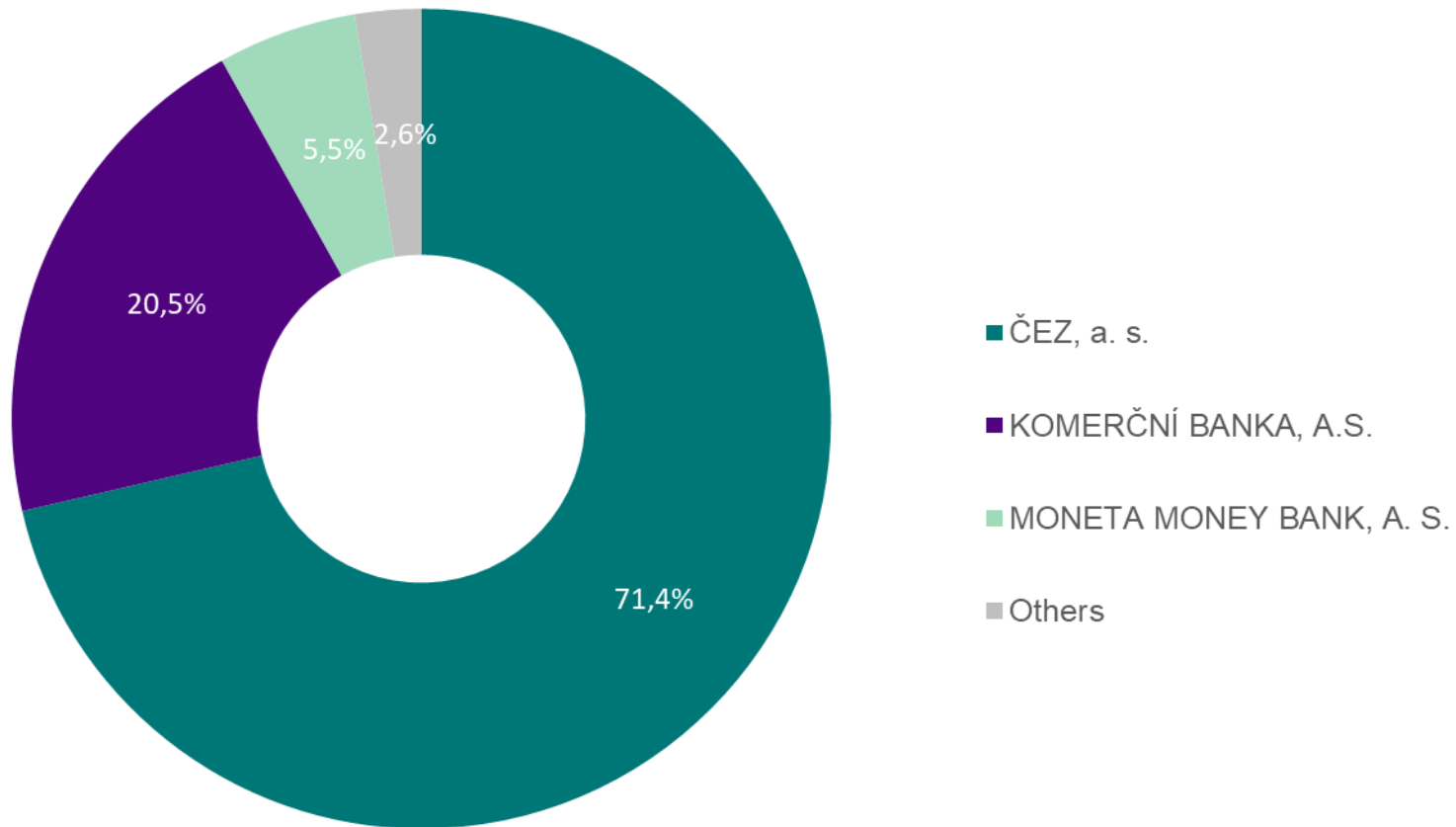
<b>SECURITIES LENDING - SHARES</b>	<b>3</b>
Most lent issues by volume	3
Volume of securities lent	4
Volume of securities lent – last 12 months	4
Number of lending transactions	5
Number of lending transactions – last 12 months	5
<b>SECURITIES LENDING - GOVERNMENT BONDS</b>	<b>6</b>
Most lent issues by volume	6
Top 5 issues lent by volume	6
Volume of all securities lent - last 12 months	7
Top 5 issues lent by number of transactions	8
Number of all lending transactions – last 12 months	8

**Note:**

*The lending statistics are based on the results of settlement within the UNIVYC settlement system, indicating the type of trade SECL and SECB on the credit side of the transfer.*

# SECURITIES LENDING - SHARES

## Most lent issues by value

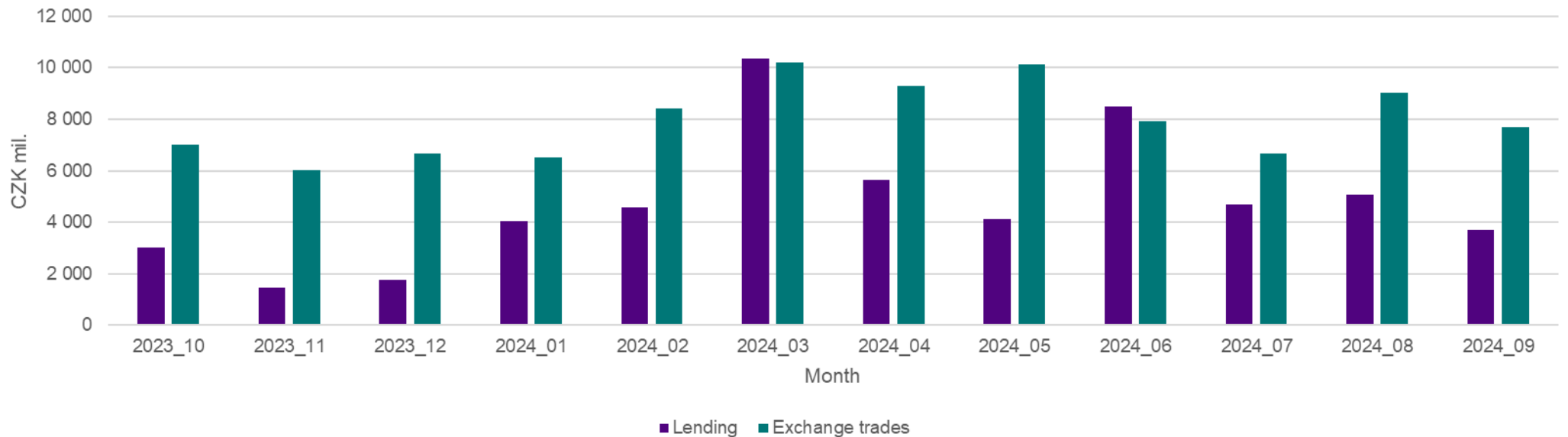




## Value of securities lent

ISIN	Value of securities lent (CZK)	Value of exchange trades (CZK)	Proportion (%)
AT0000652011 Erste Group Bank AG	2 877 975	1 403 194 600	0,21%
AT0000908504 VIENNA INSURANCE GROUP	730 220	67 945 600	1,07%
CZ0005112300 ČEZ, a. s.	2 627 481 059	3 819 977 040	68,78%
CZ0008019106 KOMERČNÍ BANKA, A.S.	755 463 717	1 437 291 642	52,56%
CZ0008040318 MONETA MONEY BANK, A. S.	201 998 580	761 701 015	26,52%
CZ0009008942 Colt CZ Group SE	92 189 793	216 686 819	42,55%
<b>Total</b>	<b>3 680 741 344</b>	<b>7 706 796 715</b>	<b>47,76%</b>

## Value of securities lent – last 12 months

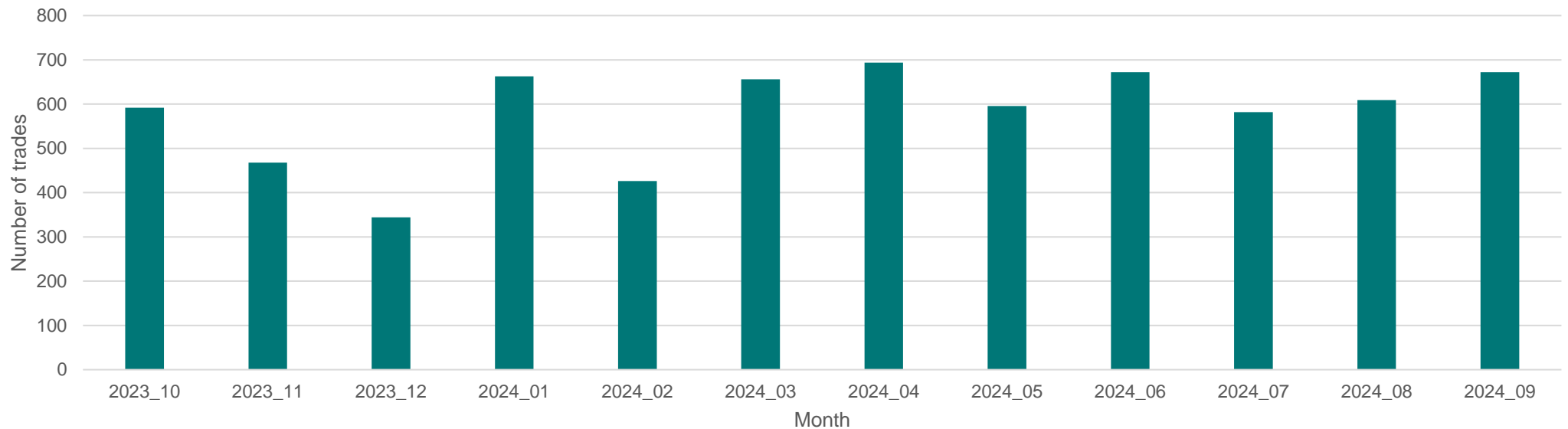




## Volume of lending transactions

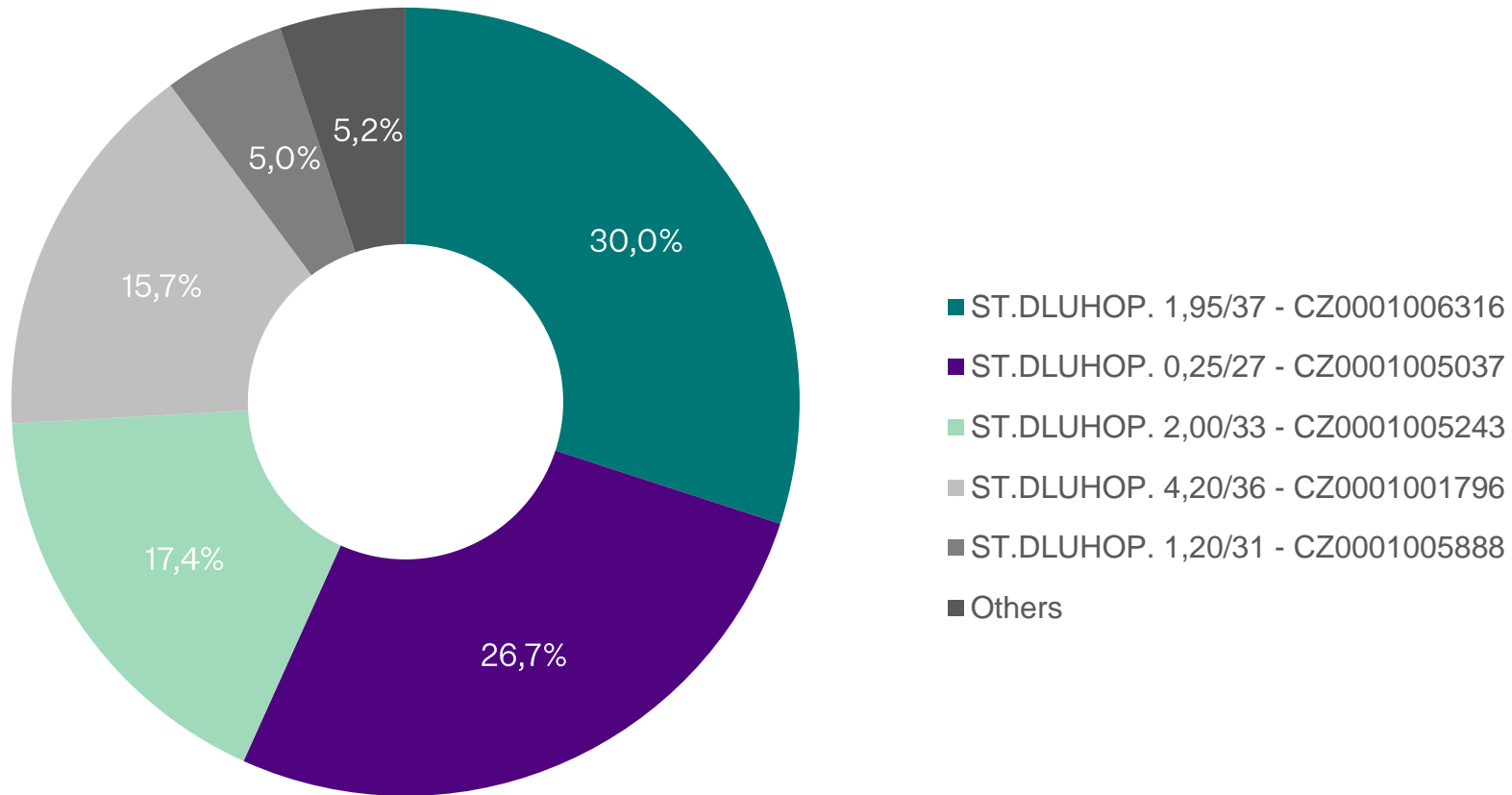
ISIN	Volume of lending transactions	Volume of exchange trades	Proportion (%)
AT0000652011 Erste Group Bank AG	6	7 052	0,09%
AT0000908504 VIENNA INSURANCE GROUP	4	1 189	0,34%
CZ0005112300 ČEZ, a. s.	305	17 924	1,70%
CZ0008019106 KOMERČNÍ BANKA, A.S.	174	11 872	1,47%
CZ0008040318 MONETA MONEY BANK, A. S.	133	7 906	1,68%
CZ0009008942 Colt CZ Group SE	50	4 605	1,09%
<b>Total</b>	<b>672</b>	<b>50 548</b>	<b>1,33%</b>

## Volume of all lending transactions – last 12 months



# SECURITIES LENDING - GOVERNMENT BONDS

## Most lent issues by value

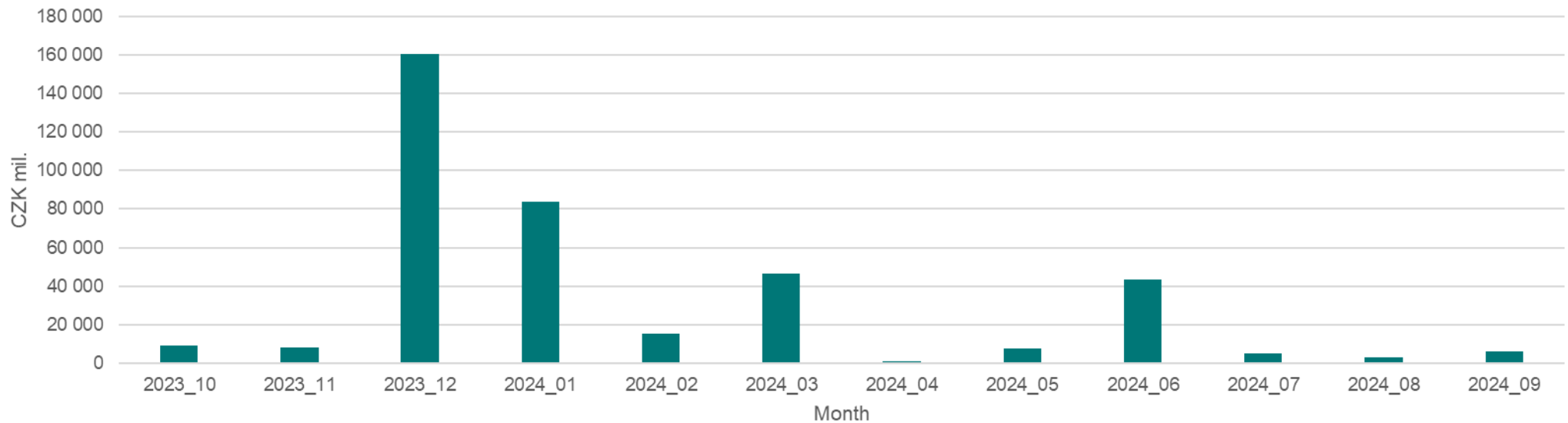




## Top 5 issues lent by value

ISIN	Value of securities lent (CZK)	Value of OTC transactions (CZK)	Proportion (%)
CZ0001001796 - ST.DLUHOP. 4,20/36	983 000 000	29 430 896 733	3,34%
CZ0001005037 - ST.DLUHOP. 0,25/27	1 672 500 000	27 500 737 505	6,08%
CZ0001005243 - ST.DLUHOP. 2,00/33	1 087 500 000	18 861 895 989	5,77%
CZ0001005888 - ST.DLUHOP. 1,20/31	314 000 000	51 243 487 420	0,61%
CZ0001006316 - ST.DLUHOP. 1,95/37	1 878 000 000	41 675 289 218	4,51%
Others	322 560 000	411 129 562 224	0,08%
<b>Total</b>	<b>6 257 560 000</b>	<b>579 841 869 088</b>	<b>1,08%</b>

## Value of all securities lent - last 12 months





## Top 5 issues lent by volume

ISIN	Volume of lending transactions	Volume of OTC transactions	Proportion (%)
CZ0001001796 - ST.DLUHOP. 4,20/36	2	161	1,24%
CZ0001003859 - ST.DLUHOP. 2,50/28	2	167	1,20%
CZ0001005243 - ST.DLUHOP. 2,00/33	3	167	1,80%
CZ0001006233 - ST.DLUHOP. 1,75/32	2	328	0,61%
CZ0001006316 - ST.DLUHOP. 1,95/37	3	301	1,00%
CZ0001006688 - ST.DLUHOP. 5,00/30	2	230	0,87%
Others	8	2 267	0,35%
<b>Total</b>	<b>22</b>	<b>3 621</b>	<b>0,61%</b>

## Volume of all lending transactions – last 12 months

