



**Central Securities
Depository Prague**

Securities lending 2026

March

Central Securities Depository Prague, a. s.



Content

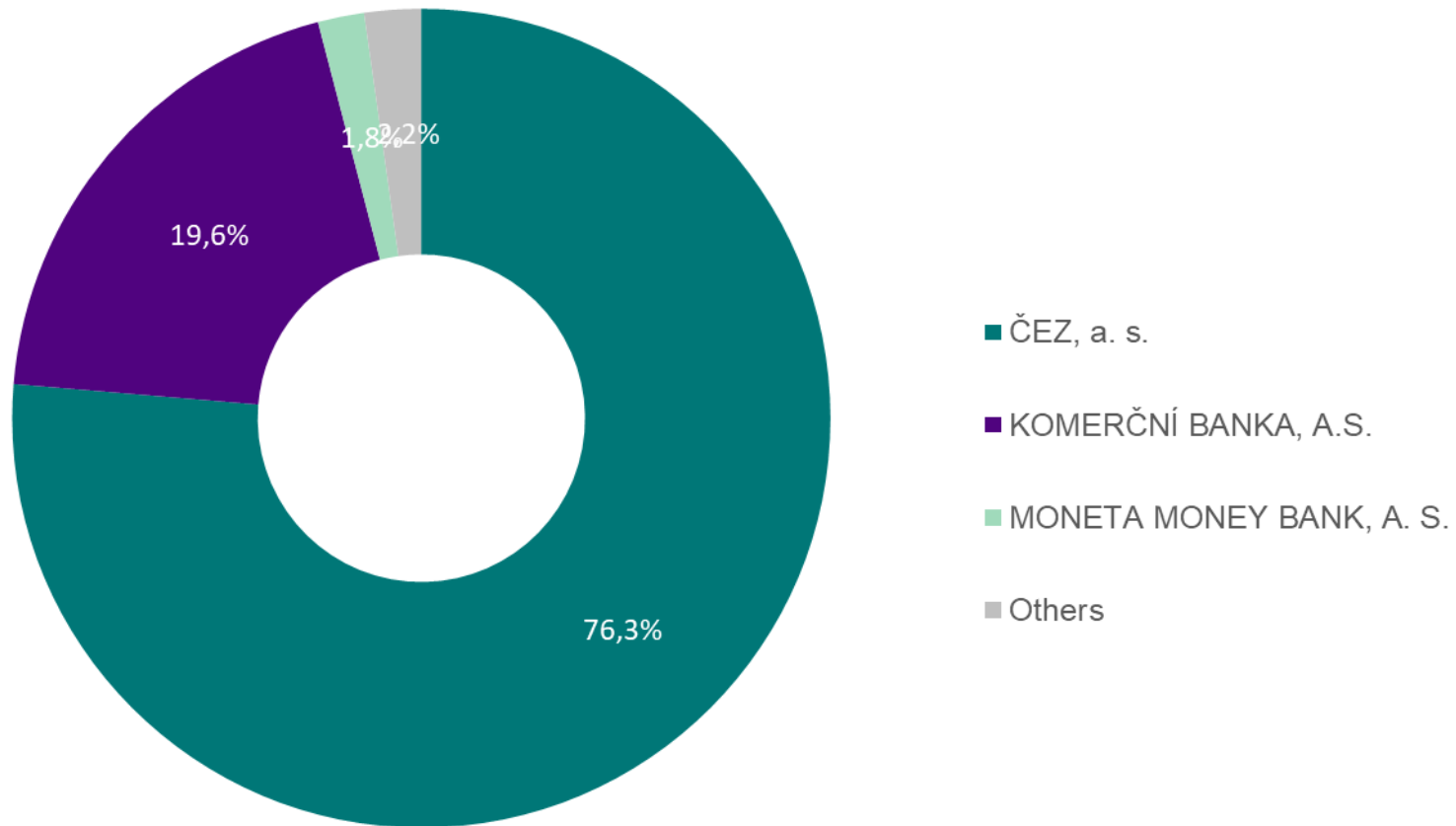
SECURITIES LENDING - SHARES	3
Most lent issues by volume	3
Volume of securities lent	4
Volume of securities lent – last 12 months	4
Number of lending transactions	5
Number of lending transactions – last 12 months	5
SECURITIES LENDING - GOVERNMENT BONDS	6
Most lent issues by volume	6
Top 5 issues lent by volume	6
Volume of all securities lent - last 12 months	7
Top 5 issues lent by number of transactions	8
Number of all lending transactions – last 12 months	8

Note:

The lending statistics are based on the results of settlement within the UNIVYC settlement system, indicating the type of trade SECL and SECB on the credit side of the transfer.

SECURITIES LENDING – SHARES

Most lent issues by value

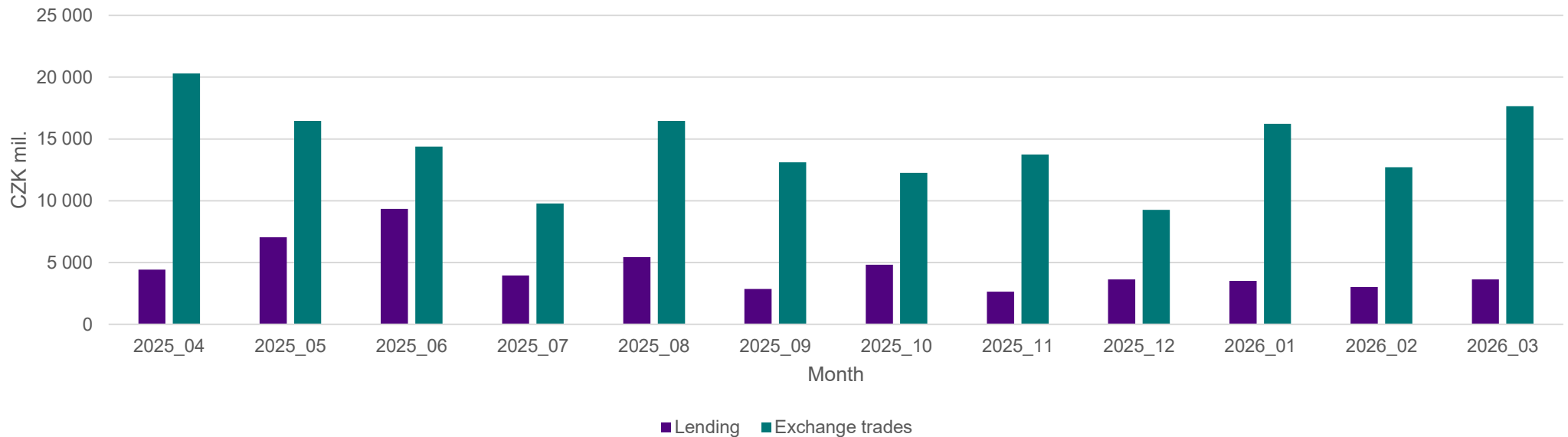




Value of securities lent

ISIN	Value of securities lent (CZK)	Value of exchange trades (CZK)	Proportion (%)
AT0000652011 Erste Group Bank AG	34 123 435	3 127 006 758	1,09%
AT0000908504 VIENNA INSURANCE GROUP AG	1 331 560	172 744 030	0,77%
CS0008418869 PHILIP MORRIS ČR A.S.	2 037 000	87 076 160	2,34%
CZ0005112300 ČEZ, a. s.	2 780 631 466	5 358 809 609	51,89%
CZ0008019106 KOMERČNÍ BANKA, A.S.	713 950 088	4 834 214 162	14,77%
CZ0008040318 MONETA MONEY BANK, A. S.	66 509 983	2 175 205 812	3,06%
CZ0009000121 KOFOLA ČESKOSLOVENSKO A.S.	2 257 197	26 979 930	8,37%
CZ0009008942 Colt CZ Group SE	27 187 614	631 747 919	4,30%
CZ1008000310 Doosan Škoda Power a.s.	14 468 290	57 667 475	25,09%
NL0015073TS8 CSG N.V.	197 060	1 167 838 064	0,02%
PLPKN0000018 ORLEN	4 416	10 939 755	0,04%
SE0000113250 SKANSKA	1 012	13 166	7,69%
Total	3 642 699 120	17 650 242 840	20,64%

Value of securities lent – last 12 months

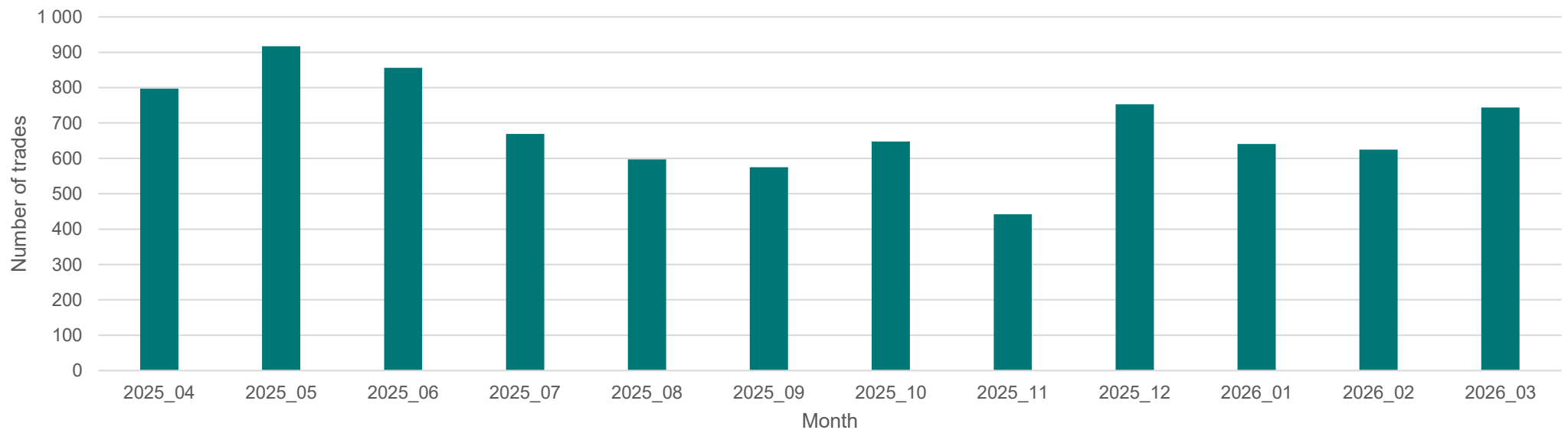




Volume of lending transactions

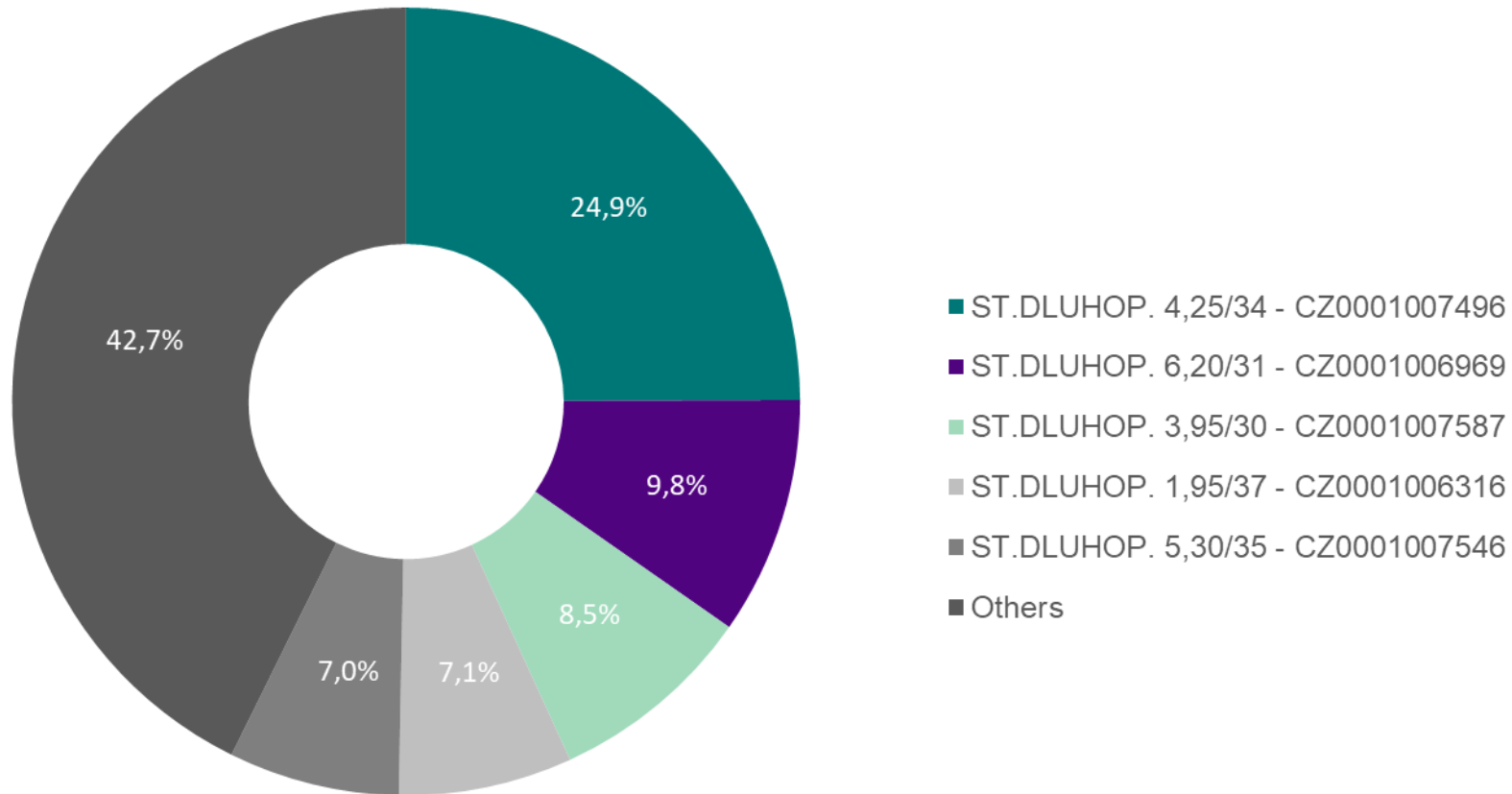
ISIN	Volume of lending transactions	Volume of exchange trades	Proportion (%)
AT0000652011 Erste Group Bank AG	20	14 438	0,14%
AT0000908504 VIENNA INSURANCE GROUP AG	5	1 894	0,26%
CS0008418869 PHILIP MORRIS ČR A.S.	3	1 281	0,23%
CZ0005112300 ČEZ, a. s.	358	21 198	1,69%
CZ0008019106 KOMERČNÍ BANKA, A.S.	190	31 155	0,61%
CZ0008040318 MONETA MONEY BANK, A. S.	70	26 923	0,26%
CZ0009000121 KOFOLA ČESKOSLOVENSKO A.S.	1	2 309	0,04%
CZ0009008942 Colt CZ Group SE	45	8 081	0,56%
CZ1008000310 Doosan Škoda Power a.s.	40	2 392	1,67%
NL0015073TS8 CSG N.V.	8	11 844	0,07%
PLPKN0000018 ORLEN	2	148	1,35%
SE0000113250 SKANSKA	2	3	66,67%
Total	744	121 666	0,61%

Volume of all lending transactions – last 12 months



SECURITIES LENDING – GOVERNMENT BONDS

Most lent issues by value

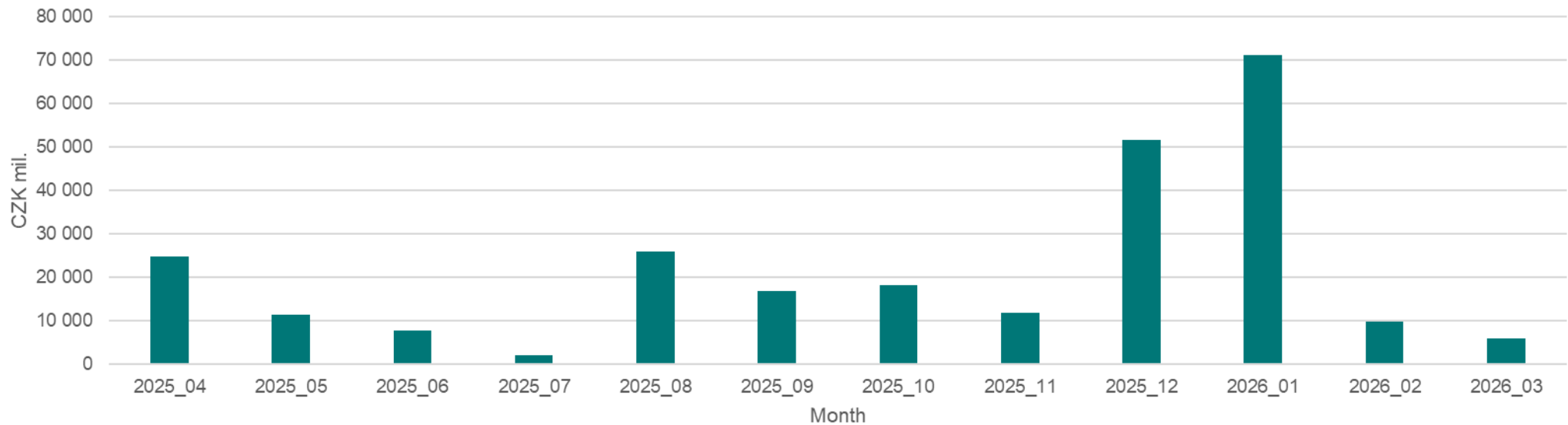




Top 5 issues lent by value

ISIN	Value of securities lent (CZK)	Value of OTC transactions (CZK)	Proportion (%)
CZ0001006316 - ST.DLUHOP. 1,95/37	429 500 000	42 959 783 398	1,00%
CZ0001006969 - ST.DLUHOP. 6,20/31	588 100 000	70 935 021 592	0,83%
CZ0001007496 - ST.DLUHOP. 4,25/34	1 502 000 000	52 302 620 699	2,87%
CZ0001007546 - ST.DLUHOP. 5,30/35	422 500 000	79 122 464 769	0,53%
CZ0001007587 - ST.DLUHOP. 3,95/30	510 000 000	4 155 567 897	12,27%
Others	2 571 390 000	1 073 340 198 977	0,24%
Total	6 023 490 000	1 322 815 657 332	0,46%

Value of all securities lent – last 12 months





Top 5 issues lent by volume

ISIN	Volume of lending transactions	Volume of OTC transactions	Proportion (%)
CZ0001006316 - ST.DLUHOP. 1,95/37	4	393	1,02%
CZ0001006969 - ST.DLUHOP. 6,20/31	7	576	1,22%
CZ0001007355 - ST.DLUHOP. 3,60/36	6	1 042	0,58%
CZ0001007397 - ST.DLUHOP. 4,00/44	9	401	2,24%
CZ0001007496 - ST.DLUHOP. 4,25/34	9	429	2,10%
Others	21	6 221	0,34%
Total	56	9 062	0,62%

Volume of all lending transactions – last 12 months

