



**Central Securities
Depository Prague**

Securities lending 2026

May

Central Securities Depository Prague, a. s.



Content

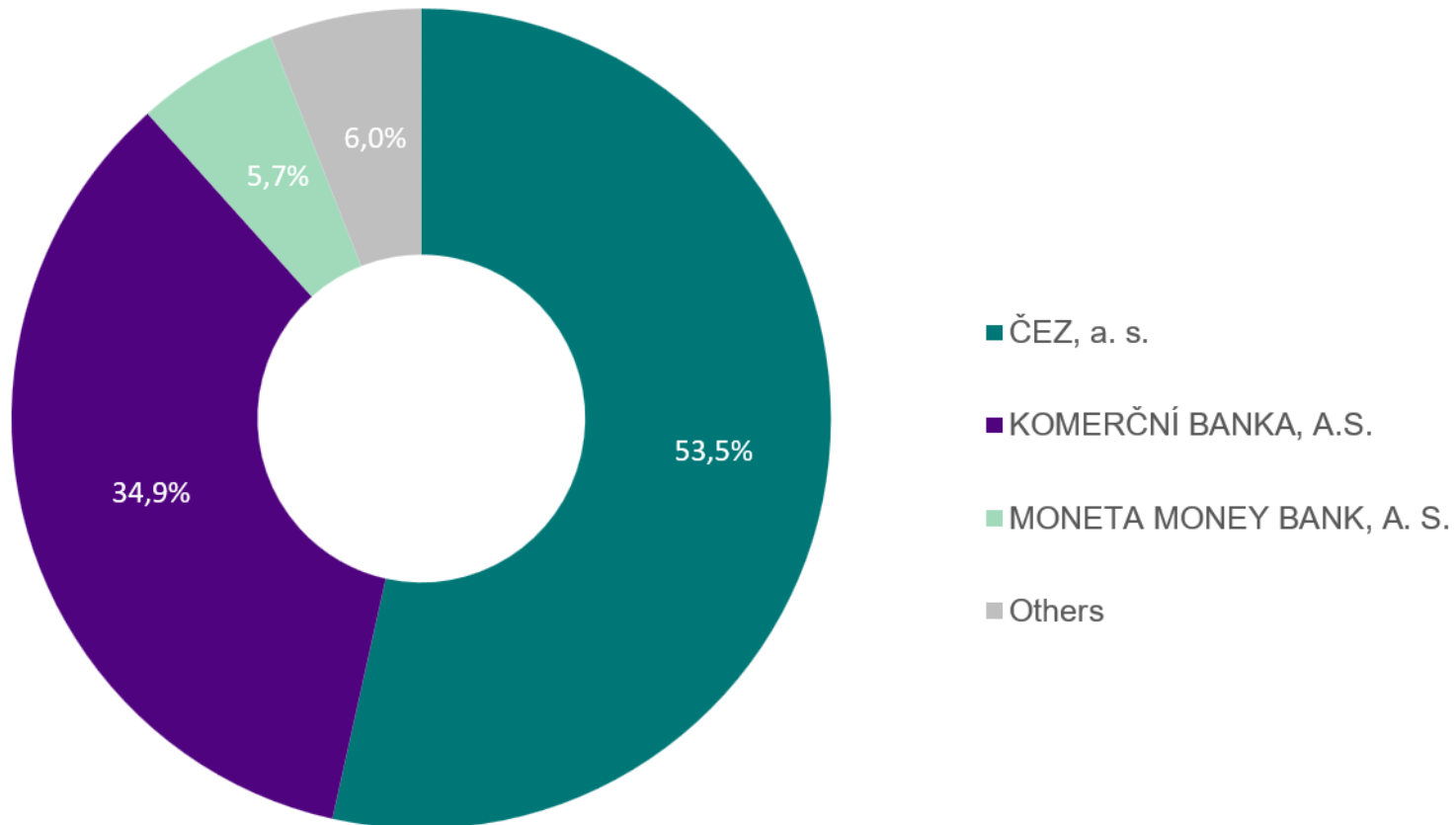
SECURITIES LENDING - SHARES	3
Most lent issues by volume	3
Volume of securities lent	4
Volume of securities lent – last 12 months	5
Number of lending transactions	6
Number of lending transactions – last 12 months	7
<hr/>	
SECURITIES LENDING - GOVERNMENT BONDS	8
Most lent issues by volume	8
Top 5 issues lent by volume	8
Volume of all securities lent - last 12 months	9
Top 5 issues lent by number of transactions	10
Number of all lending transactions – last 12 months	10

Note:

The lending statistics are based on the results of settlement within the UNIVYC settlement system, indicating the type of trade SECL and SECB on the credit side of the transfer.

SECURITIES LENDING – SHARES

Most lent issues by value



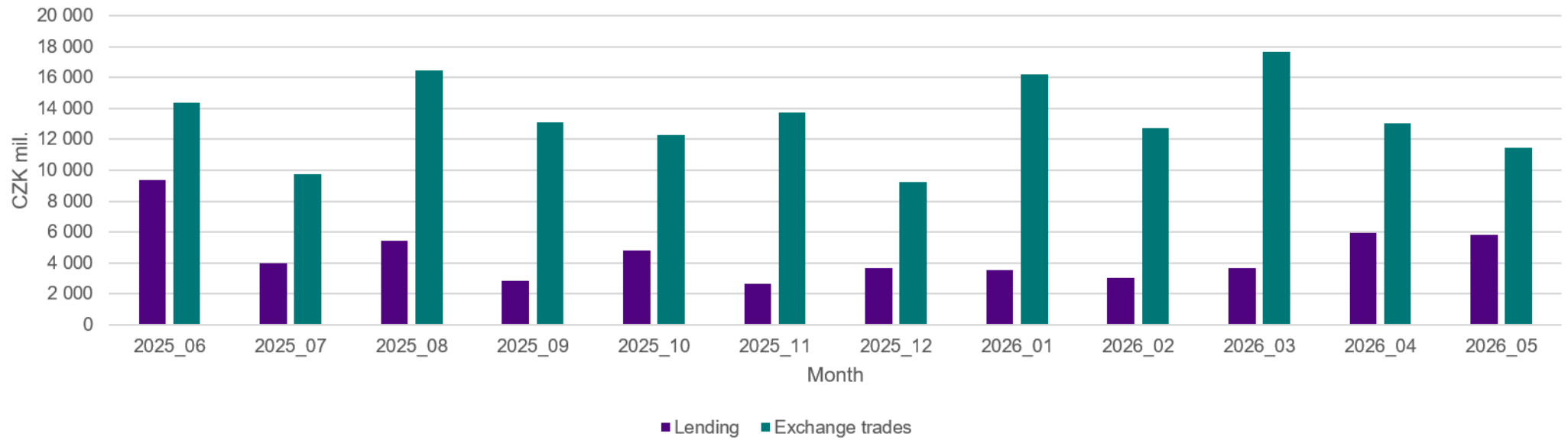


Value of securities lent

ISIN	Value of securities lent (CZK)	Value of exchange trades (CZK)	Proportion (%)
AT0000652011 Erste Group Bank AG	12 430 343	1 182 043 317	1,05%
CS0008418869 PHILIP MORRIS ČR A.S.	4 041 780	149 356 260	2,71%
CZ0005112300 ČEZ, a. s.	3 122 780 726	2 693 185 426	115,95%
CZ0005135970 Primoco UAV SE	164 000	54 167 370	0,30%
CZ0005138529 HARDWARIO a.s.	456	5 719 406	0,01%
CZ0008019106 KOMERČNÍ BANKA, A.S.	2 036 254 519	3 854 684 362	52,83%
CZ0008040318 MONETA MONEY BANK, A. S.	330 655 534	1 123 599 507	29,43%
CZ0009000121 KOFOLA ČESKOSLOVENSKO A.S.	244 761	31 959 409	0,77%
CZ0009008942 Colt CZ Group SE	330 009 622	564 258 600	58,49%
CZ1008000310 Doosan Škoda Power a.s.	1 779 763	45 318 724	3,93%
DE000ENAG999 E.ON SE	45 630	683 784	6,67%
HU0000061726 OTP BANK	11 106	5 553	200,00%
NL0015073TS8 CSG N.V.	344 548	1 782 200 941	0,02%
Total	5 838 762 788	11 487 182 658	50,83%



Value of securities lent – last 12 months



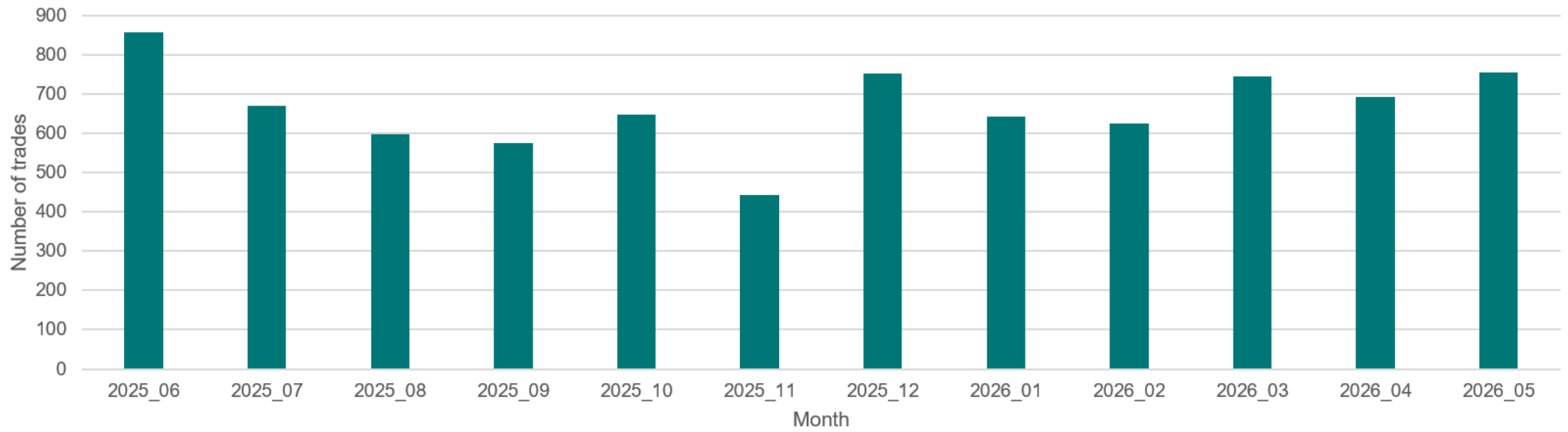


Volume of lending transactions

ISIN	Volume of lending transactions	Volume of exchange trades	Proportion (%)
AT0000652011 Erste Group Bank AG	22	5 495	0,40%
CS0008418869 PHILIP MORRIS ČR A.S.	15	2 065	0,73%
CZ0005112300 ČEZ, a. s.	323	16 239	1,99%
CZ0005135970 Primoco UAV SE	1	822	0,12%
CZ0005138529 HARDWARIO a.s.	2	526	0,38%
CZ0008019106 KOMERČNÍ BANKA, A.S.	182	34 470	0,53%
CZ0008040318 MONETA MONEY BANK, A. S.	108	19 545	0,55%
CZ0009000121 KOFOLA ČESKOSLOVENSKO A.S.	5	2 265	0,22%
CZ0009008942 Colt CZ Group SE	65	6 511	1,00%
CZ1008000310 Doosan Škoda Power a.s.	16	1 677	0,95%
DE000ENAG999 E.ON SE	2	124	1,61%
HU0000061726 OTP BANK	4	2	200,00%
NL0015073TS8 CSG N.V.	9	33 320	0,03%
Total	754	123 061	0,61%

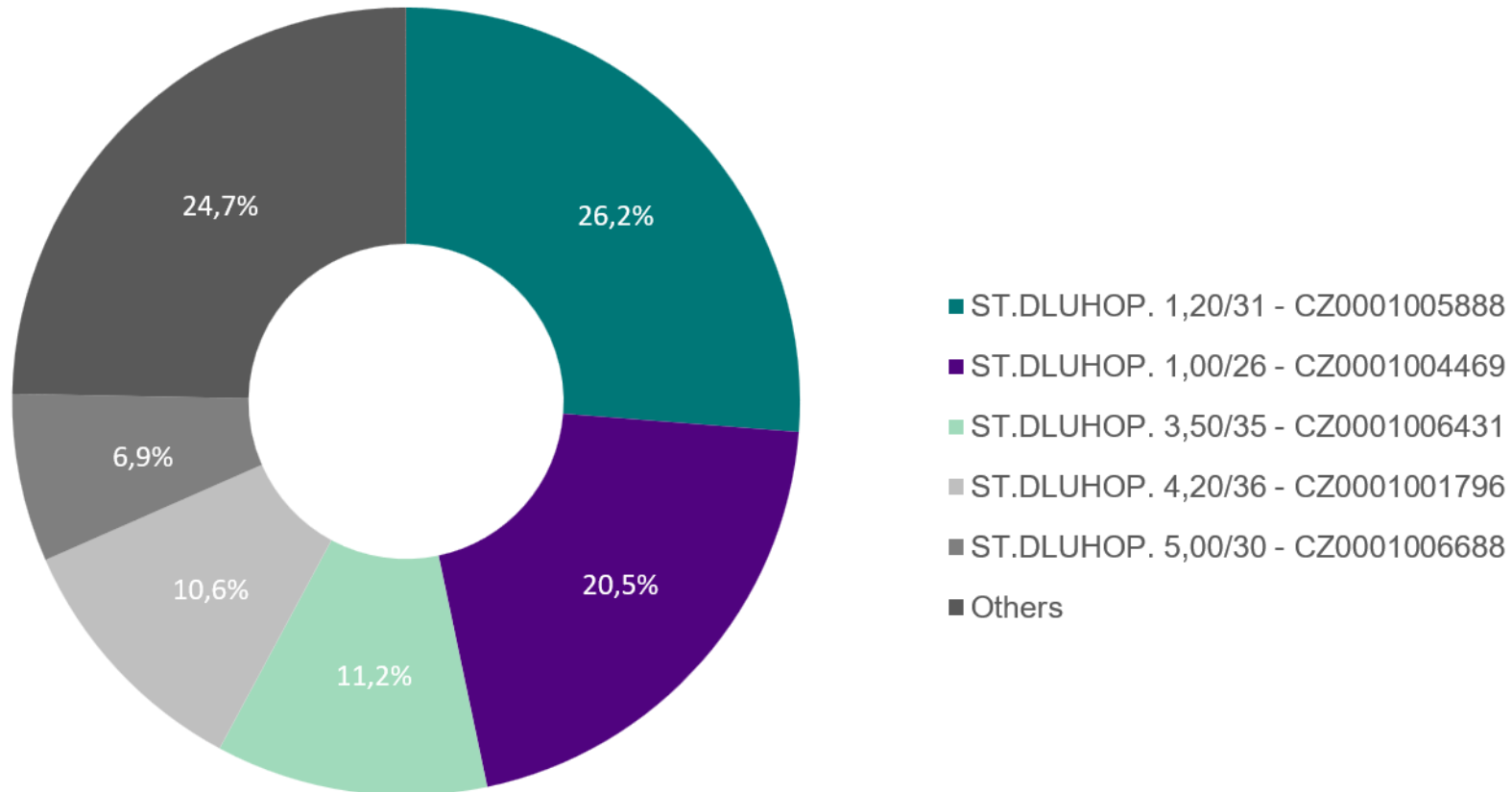


Volume of all lending transactions – last 12 months



SECURITIES LENDING – GOVERNMENT BONDS

Most lent issues by value

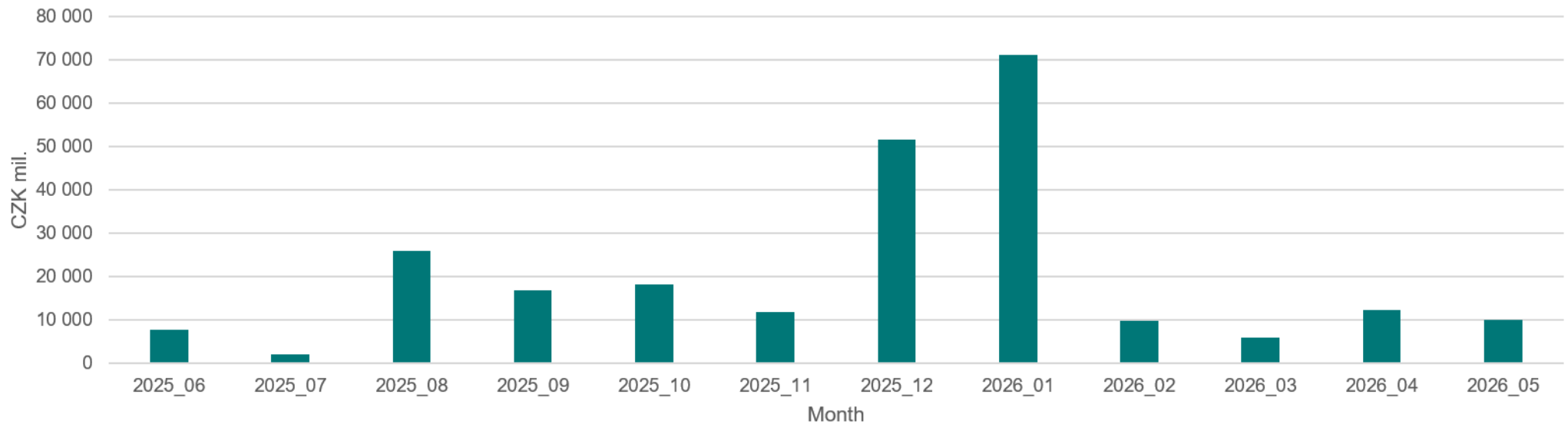




Top 5 issues lent by value

ISIN	Value of securities lent (CZK)	Value of OTC transactions (CZK)	Proportion (%)
CZ0001001796 - ST.DLUHOP. 4,20/36	1 070 000 000	50 446 118 139	2,12%
CZ0001004469 - ST.DLUHOP. 1,00/26	2 074 000 000	151 692 130 068	1,37%
CZ0001005888 - ST.DLUHOP. 1,20/31	2 660 000 000	132 749 176 192	2,00%
CZ0001006431 - ST.DLUHOP. 3,50/35	1 131 000 000	69 967 417 500	1,62%
CZ0001006688 - ST.DLUHOP. 5,00/30	700 000 000	111 131 834 383	0,63%
Others	2 503 410 000	924 377 638 524	0,27%
Total	10 138 410 000	1 440 364 314 805	0,70%

Value of all securities lent – last 12 months





Top 5 issues lent by volume

ISIN	Volume of lending transactions	Volume of OTC transactions	Proportion (%)
CZ0001001796 - ST.DLUHOP. 4,20/36	4	298	1,34%
CZ0001005037 - ST.DLUHOP. 0,25/27	1	99	1,01%
CZ0001005888 - ST.DLUHOP. 1,20/31	1	185	0,54%
CZ0001006233 - ST.DLUHOP. 1,75/32	1	281	0,36%
CZ0001006431 - ST.DLUHOP. 3,50/35	1	828	0,12%
CZ0001006688 - ST.DLUHOP. 5,00/30	1	804	0,12%
CZ0001006894 - ST.DLUHOP. 4,90/34	2	730	0,27%
CZ0001007033 - ST.DLUHOP. 4,50/32	3	691	0,43%
CZ0001007256 - ST.DLUHOP. 3,00/33	2	577	0,35%
CZ0001007496 - ST.DLUHOP. 4,25/34	2	255	0,78%
Others	23	5 727	0,40%
Total	41	10 475	0,39%

Volume of all lending transactions – last 12 months

